

IPEDS 2024-25 Data Collection System

IPEDS HELP DESK (877) 225-2568 | ipedshelp@rti.org
OMB NO. 1850-0582 v.33 : Approval Expires 8/31/2027
User ID: 29C0011

Fall Enrollment 2024-25

Institution: University of Missouri-Kansas City (178402)

User ID: 29C0011

Overview

Fall Enrollment Overview

The Fall Enrollment component collects student enrollment counts by level of student, enrollment status, gender and race/ethnicity. In addition, first-time students' fall-to-fall retention rates and the student-to-faculty ratio are collected. Enrollment by age is required in odd-numbered years, and enrollment by residence of first-time undergraduates is required in even-numbered years.

Institutions operating on a traditional academic year calendar (semester, trimester, quarter, or 4-1-4) report Fall enrollment as of the institution's official fall reporting date or October 15. Institutions operating on a calendar that differs by program or that enrolls students on a continuous basis (referred to as program reporters) report Fall enrollment as students enrolled any time during the period August 1 and October 31.

Data reporting reminders:

- Report data to accurately reflect the time period corresponding with the IPEDS survey component, even if such reporting is seemingly inconsistent with prior year reporting.
- Part B, Enrollment of students by age, is optional this year.
- Part C, Residence of first-time degree/certificate-seeking undergraduates, is required this year.
- For reporting students studying in consortium agreements, please refer to the Resource page at <https://nces.ed.gov/ipeds/report-your-data/data-tip-sheet-reporting-data-consortium-institutions>.

Changes in reporting:

The following changes were implemented for the 2024-25 data collection period:

- Added note to Instructions for Part D: Total Undergraduate Entering Class to indicate that high school students enrolled in college courses for credit should not be included in any calculations to determine an institution's entering class. [Applicable to degree-granting institutions only]
- Added a new FAQ to better clarify the relationship between "transfer-in" enrollment status on the Fall Enrollment (EF) and 12-month Enrollment (E12) components and the "non-first-time" cohort on the Outcome Measures (OM) component.
- Revised definition for "Transfer-in student" Glossary term to improve clarity.
- Revised definition for "Non-first-time student (undergraduate)" Glossary term to improve clarity.
- Revised definition for "Continuing/Returning student (undergraduate)" Glossary term to improve clarity.
- Revised definition for "Entering students (undergraduate)" Glossary term to improve clarity.

Resources:

- To download the survey materials for this component: [Survey Materials](#)
- To access your prior year data submission for this component: [Reported Data](#)

If you have questions about completing this survey, please contact the **IPEDS Help Desk at 1-877-225-2568**.

Institution: University of Missouri-Kansas City (178402)

User ID: 29C0011

Part Selection

Completion of Part B (Enrollment of Students by Age) is optional this year.

Do you wish to complete Part B this year?

If you select 'Yes', you will be expected to complete the Part B screens.

If you select 'No', you will skip Part B.

- No, I will not complete Part B
- Yes, I will complete Part B

Institution: University of Missouri-Kansas City (178402)


User ID: 29C0011

Fall Enrollment - CIP CODE Selection


Indicate which of the following fields of study are offered by your institution. In addition to reporting total undergraduate and graduate fall enrollments every year, in even-numbered years you are to report the subset of enrollments that fall within each of the CIP codes listed below.

Fields for which enrollment was reported for Fall 2022 have already been checked; please make sure all listed fields that are offered by your institution are checked.

Note: CIP codes listed below may not reflect all fields of study offered by your institution, therefore the subset of enrollments by CIP codes selected may not sum to your institution's total fall enrollment.

UNDERGRADUATE AND GRADUATE FIELDS	
<input checked="" type="checkbox"/>	13.0000 -- Education
<input checked="" type="checkbox"/>	14.0000 -- Engineering
<input checked="" type="checkbox"/>	26.0000 -- Biological and Biomedical Sciences
<input checked="" type="checkbox"/>	27.0000 -- Mathematics
<input checked="" type="checkbox"/>	40.0000 -- Physical Sciences
<input checked="" type="checkbox"/>	52.0000 -- Business, Management, Marketing, and Related Support Services
GRADUATE-ONLY FIELDS	
<input checked="" type="checkbox"/>	22.0101 -- Law (LL.B., J.D.)
<input checked="" type="checkbox"/>	51.0401 -- Dentistry (D.D.S., D.M.D.)
<input checked="" type="checkbox"/>	 51.1201 -- Medicine (M.D.)
<input type="checkbox"/>	None of the above

Yes, I confirm that I reviewed the fields of study are offered by my institution above.

 You may use the box below to provide additional context for the data you have reported above. Context notes will be posted on the College Navigator website. Therefore, you should write all context notes using proper grammar (e.g., complete sentences with punctuation) and common language that can be easily understood by students and parents (e.g., spell out acronyms).

Institution: University of Missouri-Kansas City (178402)

User ID: 29C0011

Part A - Fall Enrollment for Full-Time Undergraduate Students

Enrollment as of the institution's official fall reporting date or as of October 15, 2024

Full-time Undergraduate Students

Reporting Reminders:

- Report Hispanic/Latino individuals of any race as Hispanic/Latino
- Report race for non-Hispanic/Latino individuals only
- Even though Teacher Preparation certificate programs may require a bachelor's degree for admission, they are considered subbaccalaureate undergraduate programs, and students in these programs are undergraduate students.

Men

Enrolled for credit	Degree/certificate-seeking				Non-degree/ non-certificate-seeking	Total, Full-time undergraduate students
	First-time	Transfer-in	Continuing/ Returning	Total degree/certificate-seeking		
U.S. Nonresident	9	25	108	142	12	154
Hispanic/Latino	112	42	231	385	1	386
American Indian or Alaska Native	1	0	3	4	0	4
Asian	86	23	201	310	3	313
Black or African American	58	32	161	251	1	252
Native Hawaiian or Other Pacific Islander	1	0	2	3	0	3
White	190	191	718	1,099	16	1,115
Two or more races	27	23	84	134	0	134
Race and ethnicity unknown	10	11	16	37	2	39
Total men	494	347	1,524	2,365	35	2,400
Total men prior year	443	313	1,484	2,240	51	2,291

Women

Enrolled for credit	Degree/certificate-seeking				Non-degree/ non-certificate-seeking	Total, Full-time undergraduate students
	First-time	Transfer-in	Continuing/ Returning	Total degree/certificate-seeking		
U.S. Nonresident	7	28	65	100	20	120
Hispanic/Latino	193	70	442	705	3	708
American Indian or Alaska Native	2	0	11	13	0	13
Asian	103	31	256	390	0	390
Black or African American	145	61	365	571	1	572
Native Hawaiian or Other Pacific Islander	0	0	1	1	0	1
White	292	221	1,065	1,578	4	1,582
Two or more races	47	33	124	204	0	204
Race and ethnicity unknown	19	8	28	55	1	56
Total women	808	452	2,357	3,617	29	3,646
Total women prior year	799	472	2,213	3,484	25	3,509

Grand total (men+women)	1,302	799	3,881	5,982	64	6,046
Grand total (men+women) prior year	1,242	785	3,697	5,724	76	5,800

Institution: University of Missouri-Kansas City (178402)

User ID: 29C0011

Part A - Fall Enrollment for Full-Time Undergraduate Students: CIP CODE:13.0000

Enrollment as of the institution's **official fall reporting date** or as of **October 15, 2024**

CIP CODE: 13.0000 – Education

Full-time undergraduate students

Reporting Reminders:

- Report Hispanic/Latino individuals of any race as Hispanic/Latino
- Report race for non-Hispanic/Latino individuals only

Men

Enrolled for <u>credit</u>	Degree/certificate-seeking				Non-degree/ non-certificate-seeking	Total, Full-time undergraduate students
	First-time	Transfer-in	Continuing/ Returning	Total degree/certificate-seeking		
U.S. Nonresident	0	0	0	0	0	0
Hispanic/Latino	2	1	2	5	0	5
American Indian or Alaska Native	1	0	0	1	0	1
Asian	1	0	2	3	0	3
Black or African American	0	2	2	4	0	4
Native Hawaiian or Other Pacific Islander	0	0	0	0	0	0
White	7	2	19	28	0	28
Two or more races	1	0	1	2	0	2
Race and ethnicity unknown	0	0	0	0	0	0
Total men	12	5	26	43	0	43

Women

Enrolled for <u>credit</u>	Degree/certificate-seeking				Non-degree/ non-certificate-seeking	Total, Full-time undergraduate students
	First-time	Transfer-in	Continuing/ Returning	Total degree/certificate-seeking		
U.S. Nonresident	0	0	0	0	0	0
Hispanic/Latino	6	5	25	36	0	36
American Indian or Alaska Native	0	0	0	0	0	0
Asian	0	0	7	7	0	7
Black or African American	4	1	23	28	0	28
Native Hawaiian or Other Pacific Islander	0	0	0	0	0	0
White	12	3	56	71	0	71
Two or more races	4	1	4	9	0	9
Race and ethnicity unknown	1	0	0	1	0	1
Total women	27	10	115	152	0	152

Grand total (men+women)	39	15	141	195	0	195
Grand total (men+women) 2022-23	40	19	130	189	8	197

Institution: University of Missouri-Kansas City (178402)

User ID: 29C0011

Part A - Fall Enrollment for Full-Time Undergraduate Students: CIP CODE:14.0000

Enrollment as of the institution's official fall reporting date or as of October 15, 2024

CIP CODE: 14.0000 – Engineering

Full-time undergraduate students

Reporting Reminders:

- Report Hispanic/Latino individuals of any race as Hispanic/Latino
- Report race for non-Hispanic/Latino individuals only

Men

Enrolled for credit	Degree/certificate-seeking				Non-degree/ non-certificate-seeking	Total, Full-time undergraduate students
	First-time	Transfer-in	Continuing/ Returning	Total degree/certificate-seeking		
U.S. Nonresident	1	0	33	34	0	34
Hispanic/Latino	11	7	21	39	0	39
American Indian or Alaska Native	0	0	1	1	0	1
Asian	10	2	17	29	0	29
Black or African American	11	3	22	36	0	36
Native Hawaiian or Other Pacific Islander	0	0	0	0	0	0
White	23	27	116	166	0	166
Two or more races	2	1	6	9	0	9
Race and ethnicity unknown	3	1	2	6	0	6
Total men	61	41	218	320	0	320

Women

Enrolled for credit	Degree/certificate-seeking				Non-degree/ non-certificate-seeking	Total, Full-time undergraduate students
	First-time	Transfer-in	Continuing/ Returning	Total degree/certificate-seeking		
U.S. Nonresident	0	2	4	6	0	6
Hispanic/Latino	6	1	12	19	1	20
American Indian or Alaska Native	0	0	0	0	0	0
Asian	3	1	8	12	0	12
Black or African American	2	0	7	9	0	9
Native Hawaiian or Other Pacific Islander	0	0	1	1	0	1
White	10	3	27	40	0	40
Two or more races	1	1	4	6	0	6
Race and ethnicity unknown	0	0	3	3	0	3
Total women	22	8	66	96	1	97

Grand total (men+women)	83	49	284	416	1	417
Grand total (men+women) 2022-23	60	48	275	383		383

Institution: University of Missouri-Kansas City (178402)

User ID: 29C0011

Part A - Fall Enrollment for Full-Time Undergraduate Students: CIP CODE:26.0000

Enrollment as of the institution's **official fall reporting date** or as of **October 15, 2024**

CIP CODE: 26.0000 – Biological and Biomedical Sciences

Full-time undergraduate students

Reporting Reminders:

- Report Hispanic/Latino individuals of any race as Hispanic/Latino
- Report race for non-Hispanic/Latino individuals only

Men

Enrolled for <u>credit</u>	Degree/certificate-seeking				Non-degree/ non-certificate-seeking	Total, Full-time undergraduate students
	First-time	Transfer-in	Continuing/ Returning	Total degree/certificate-seeking		
U.S. Nonresident	4	0	3	7	0	7
Hispanic/Latino	19	1	25	45	0	45
American Indian or Alaska Native	0	0	0	0	0	0
Asian	14	3	27	44	0	44
Black or African American	5	1	13	19	0	19
Native Hawaiian or Other Pacific Islander	0	0	0	0	0	0
White	20	10	56	86	0	86
Two or more races	2	4	12	18	0	18
Race and ethnicity unknown	1	1	1	3	0	3
Total men	65	20	137	222	0	222

Women

Enrolled for <u>credit</u>	Degree/certificate-seeking				Non-degree/ non-certificate-seeking	Total, Full-time undergraduate students
	First-time	Transfer-in	Continuing/ Returning	Total degree/certificate-seeking		
U.S. Nonresident	2	0	5	7	0	7
Hispanic/Latino	36	11	55	102	0	102
American Indian or Alaska Native	0	0	2	2	0	2
Asian	26	3	48	77	0	77
Black or African American	27	7	50	84	0	84
Native Hawaiian or Other Pacific Islander	0	0	0	0	0	0
White	68	35	130	233	0	233
Two or more races	9	5	16	30	0	30
Race and ethnicity unknown	7	1	1	9	0	9
Total women	175	62	307	544	0	544

Grand total (men+women)	240	82	444	766	0	766
Grand total (men+women) 2022-23	168	56	415	639	1	640

Institution: University of Missouri-Kansas City (178402)

User ID: 29C0011

Part A - Fall Enrollment for Full-Time Undergraduate Students: CIP CODE:27.0000

Enrollment as of the institution's official fall reporting date or as of October 15, 2024

CIP CODE: 27.0000 – Mathematics and Statistics

Full-time undergraduate students

Reporting Reminders:

- Report Hispanic/Latino individuals of any race as Hispanic/Latino
- Report race for non-Hispanic/Latino individuals only

Men

Enrolled for <u>credit</u>	Degree/certificate-seeking				Non-degree/ non-certificate-seeking	Total, Full-time undergraduate students
	First-time	Transfer-in	Continuing/ Returning	Total degree/certificate-seeking		
U.S. Nonresident	<input type="text" value="0"/>	<input type="text" value="0"/>	<input type="text" value="3"/>	3	<input type="text" value="0"/>	3
Hispanic/Latino	<input type="text" value="1"/>	<input type="text" value="0"/>	<input type="text" value="0"/>	1	<input type="text" value="0"/>	1
American Indian or Alaska Native	<input type="text" value="0"/>	<input type="text" value="0"/>	<input type="text" value="0"/>	0	<input type="text" value="0"/>	0
Asian	<input type="text" value="0"/>	<input type="text" value="1"/>	<input type="text" value="3"/>	4	<input type="text" value="0"/>	4
Black or African American	<input type="text" value="0"/>	<input type="text" value="0"/>	<input type="text" value="0"/>	0	<input type="text" value="0"/>	0
Native Hawaiian or Other Pacific Islander	<input type="text" value="0"/>	<input type="text" value="0"/>	<input type="text" value="0"/>	0	<input type="text" value="0"/>	0
White	<input type="text" value="1"/>	<input type="text" value="5"/>	<input type="text" value="8"/>	14	<input type="text" value="0"/>	14
Two or more races	<input type="text" value="0"/>	<input type="text" value="0"/>	<input type="text" value="4"/>	4	<input type="text" value="0"/>	4
Race/ethnicity unknown	<input type="text" value="0"/>	<input type="text" value="0"/>	<input type="text" value="0"/>	0	<input type="text" value="0"/>	0
Total men	2	6	18	26	0	26

Women

Enrolled for <u>credit</u>	Degree/certificate-seeking				Non-degree/ non-certificate-seeking	Total, Full-time undergraduate students
	First-time	Transfer-in	Continuing/ Returning	Total degree/certificate-seeking		
U.S. Nonresident	<input type="text" value="1"/>	<input type="text" value="0"/>	<input type="text" value="1"/>	2	<input type="text" value="0"/>	2
Hispanic/Latino	<input type="text" value="0"/>	<input type="text" value="0"/>	<input type="text" value="0"/>	0	<input type="text" value="0"/>	0
American Indian or Alaska Native	<input type="text" value="0"/>	<input type="text" value="0"/>	<input type="text" value="0"/>	0	<input type="text" value="0"/>	0
Asian	<input type="text" value="0"/>	<input type="text" value="1"/>	<input type="text" value="1"/>	2	<input type="text" value="0"/>	2
Black or African American	<input type="text" value="1"/>	<input type="text" value="0"/>	<input type="text" value="1"/>	2	<input type="text" value="0"/>	2
Native Hawaiian or Other Pacific Islander	<input type="text" value="0"/>	<input type="text" value="0"/>	<input type="text" value="0"/>	0	<input type="text" value="0"/>	0
White	<input type="text" value="1"/>	<input type="text" value="3"/>	<input type="text" value="9"/>	13	<input type="text" value="0"/>	13
Two or more races	<input type="text" value="0"/>	<input type="text" value="0"/>	<input type="text" value="1"/>	1	<input type="text" value="0"/>	1
Race/ethnicity unknown	<input type="text" value="0"/>	<input type="text" value="0"/>	<input type="text" value="1"/>	1	<input type="text" value="0"/>	1
Total women	3	4	14	21	0	21

Grand total (men+women)	5	10	32	47	0	47
Grand total (men+women) 2022-23	2	5	22	29		29

Institution: University of Missouri-Kansas City (178402)

User ID: 29C0011

Part A - Fall Enrollment for Full-Time Undergraduate Students: CIP CODE:40.0000

Enrollment as of the institution's **official fall reporting date** or as of **October 15, 2024**

CIP CODE: 40.0000 – Physical Sciences

Full-time undergraduate students

Reporting Reminders:

- Report Hispanic/Latino individuals of any race as Hispanic/Latino
- Report race for non-Hispanic/Latino individuals only

Men

Enrolled for <u>credit</u>	Degree/certificate-seeking				Non-degree/ non-certificate-seeking	Total, Full-time undergraduate students
	First-time	Transfer-in	Continuing/ Returning	Total degree/certificate-seeking		
U.S. Nonresident	1	0	11	12	0	12
Hispanic/Latino	4	0	6	10	0	10
American Indian or Alaska Native	0	0	0	0	0	0
Asian	3	0	6	9	0	9
Black or African American	3	0	4	7	0	7
Native Hawaiian or Other Pacific Islander	0	0	0	0	0	0
White	7	6	31	44	0	44
Two or more races	3	0	3	6	0	6
Race/ethnicity unknown	0	1	1	2	0	2
Total men	21	7	62	90	0	90

Women

Enrolled for <u>credit</u>	Degree/certificate-seeking				Non-degree/ non-certificate-seeking	Total, Full-time undergraduate students
	First-time	Transfer-in	Continuing/ Returning	Total degree/certificate-seeking		
U.S. Nonresident	0	0	1	1	0	1
Hispanic/Latino	2	2	13	17	0	17
American Indian or Alaska Native	0	0	1	1	0	1
Asian	5	0	10	15	0	15
Black or African American	4	0	14	18	0	18
Native Hawaiian or Other Pacific Islander	0	0	0	0	0	0
White	13	7	32	52	0	52
Two or more races	1	0	4	5	0	5
Race/ethnicity unknown	0	1	0	1	0	1
Total women	25	10	75	110	0	110

Grand total (men+women)	46	17	137	200	0	200
Grand total (men+women) 2022-23	53	20	158	231		231

Institution: University of Missouri-Kansas City (178402)

User ID: 29C0011

Part A - Fall Enrollment for Full-Time Undergraduate Students: CIP CODE:52.0000

Enrollment as of the institution's official fall reporting date or as of October 15, 2024

CIP CODE: 52.0000 – Business, Management, Marketing and Related Support Services

Full-time undergraduate students

Reporting Reminders:

- Report Hispanic/Latino individuals of any race as Hispanic/Latino
- Report race for non-Hispanic/Latino individuals only

Men

Enrolled for credit	Degree/certificate-seeking				Non-degree/ non-certificate-seeking	Total, Full-time undergraduate students
	First-time	Transfer-in	Continuing/ Returning	Total degree/certificate-seeking		
U.S. Nonresident	2	10	28	40	3	43
Hispanic/Latino	30	12	68	110	0	110
American Indian or Alaska Native	0	0	1	1	0	1
Asian	9	2	48	59	0	59
Black or African American	12	8	35	55	0	55
Native Hawaiian or Other Pacific Islander	1	0	1	2	0	2
White	41	54	171	266	0	266
Two or more races	3	8	15	26	0	26
Race/ethnicity unknown	2	2	7	11	0	11
Total men	100	96	374	570	3	573

Women

Enrolled for credit	Degree/certificate-seeking				Non-degree/ non-certificate-seeking	Total, Full-time undergraduate students
	First-time	Transfer-in	Continuing/ Returning	Total degree/certificate-seeking		
U.S. Nonresident	2	14	29	45	0	45
Hispanic/Latino	33	9	110	152	0	152
American Indian or Alaska Native	0	0	1	1	0	1
Asian	10	9	40	59	0	59
Black or African American	21	12	53	86	0	86
Native Hawaiian or Other Pacific Islander	0	0	0	0	0	0
White	30	36	157	223	0	223
Two or more races	2	5	15	22	0	22
Race/ethnicity unknown	0	3	6	9	0	9
Total women	98	88	411	597	0	597

Grand total (men+women)	198	184	785	1,167	3	1,170
Grand total (men+women) 2022-23	172	142	692	1,006	1	1,007

Institution: University of Missouri-Kansas City (178402)

User ID: 29C0011

Part A - Fall Enrollment for Part-time Undergraduate Students

Enrollment as of the institution's official fall reporting date or as of October 15, 2024

Part-time Undergraduate Students

Reporting Reminders:

- Report Hispanic/Latino individuals of any race as Hispanic/Latino
- Report race for non-Hispanic/Latino individuals only
- Even though Teacher Preparation certificate programs may require a bachelor's degree for admission, they are considered subbaccalaureate undergraduate programs, and students in these programs are undergraduate students.

Men

Enrolled for credit	Degree/certificate-seeking				Non-degree/ non-certificate-seeking	Total, part-time undergraduate students
	First-time	Transfer-in	Continuing/ Returning	Total degree/certificate-seeking		
U.S. Nonresident	1	0	7	8	25	33
Hispanic/Latino	2	11	29	42	155	197
American Indian or Alaska Native	0	0	0	0	5	5
Asian	1	3	30	34	54	88
Black or African American	2	10	41	53	100	153
Native Hawaiian or Other Pacific Islander	0	0	0	0	5	5
White	5	35	147	187	884	1,071
Two or more races	1	2	15	18	88	106
Race and ethnicity unknown	1	3	12	16	96	112
Total men	13	64	281	358	1,412	1,770
Total men prior year	20	58	308	386	1,460	1,846

Women

Enrolled for credit	Degree/certificate-seeking				Non-degree/ non-certificate-seeking	Total, part-time undergraduate students
	First-time	Transfer-in	Continuing/ Returning	Total degree/certificate-seeking		
U.S. Nonresident	1	2	9	12	11	23
Hispanic/Latino	8	11	57	76	194	270
American Indian or Alaska Native	0	0	2	2	7	9
Asian	0	4	22	26	50	76
Black or African American	8	16	60	84	180	264
Native Hawaiian or Other Pacific Islander	0	0	0	0	2	2
White	8	36	186	230	1,177	1,407
Two or more races	2	6	27	35	122	157
Race and ethnicity unknown	1	5	6	12	130	142
Total women	28	80	369	477	1,873	2,350
Total women prior year	27	87	394	508	1,995	2,503

Grand total (men+women)	41	144	650	835	3,285	4,120
Grand total (men+women) prior year	47	145	702	894	3,455	4,349

Institution: University of Missouri-Kansas City (178402)

User ID: 29C0011

Part A - Fall Enrollment for Part-time Undergraduate Students: CIP CODE:13.0000

Enrollment as of the institution's official fall reporting date or as of October 15, 2024

CIP CODE: 13.0000 – Education

Part-time undergraduate students

Reporting Reminders:

- Report Hispanic/Latino individuals of any race as Hispanic/Latino
- Report race for non-Hispanic/Latino individuals only

Men

Enrolled for credit	Degree/certificate-seeking				Non-degree/ non-certificate-seeking	Total, part-time undergraduate students
	First-time	Transfer-in	Continuing/ Returning	Total degree/certificate-seeking		
U.S. Nonresident	0	0	0	0	0	0
Hispanic/Latino	0	0	0	0	0	0
American Indian or Alaska Native	0	0	0	0	0	0
Asian	0	0	0	0	0	0
Black or African American	0	0	0	0	0	0
Native Hawaiian or Other Pacific Islander	0	0	0	0	0	0
White	0	0	0	0	0	0
Two or more races	0	0	0	0	0	0
Race/ethnicity unknown	0	0	0	0	0	0
Total men	0	0	0	0	0	0

Women

Enrolled for credit	Degree/certificate-seeking				Non-degree/ non-certificate-seeking	Total, part-time undergraduate students
	First-time	Transfer-in	Continuing/ Returning	Total degree/certificate-seeking		
U.S. Nonresident	0	0	0	0	0	0
Hispanic/Latino	1	1	0	2	0	2
American Indian or Alaska Native	0	0	0	0	0	0
Asian	0	0	0	0	0	0
Black or African American	0	1	1	2	0	2
Native Hawaiian or Other Pacific Islander	0	0	0	0	0	0
White	0	1	1	2	0	2
Two or more races	0	0	0	0	0	0
Race/ethnicity unknown	0	0	1	1	0	1
Total women	1	3	3	7	0	7

Grand total (men+women)	1	3	3	7	0	7
Grand total (men+women) 2022-23	2	5	12	19	7	26

Institution: University of Missouri-Kansas City (178402)

User ID: 29C0011

Part A - Fall Enrollment for Part-time Undergraduate Students: CIP CODE:14.0000

Enrollment as of the institution's official fall reporting date or as of October 15, 2024

CIP CODE: 14.0000 – Engineering

Part-time undergraduate students

Reporting Reminders:

- Report Hispanic/Latino individuals of any race as Hispanic/Latino
- Report race for non-Hispanic/Latino individuals only

Men

Enrolled for <u>credit</u>	Degree/certificate-seeking				Non-degree/ non-certificate-seeking	Total, part-time undergraduate students
	First-time	Transfer-in	Continuing/ Returning	Total degree/certificate-seeking		
U.S. Nonresident	<input type="text" value="0"/>	<input type="text" value="0"/>	<input type="text" value="0"/>	0	<input type="text" value="0"/>	0
Hispanic/Latino	<input type="text" value="0"/>	<input type="text" value="2"/>	<input type="text" value="2"/>	4	<input type="text" value="0"/>	4
American Indian or Alaska Native	<input type="text" value="0"/>	<input type="text" value="0"/>	<input type="text" value="0"/>	0	<input type="text" value="0"/>	0
Asian	<input type="text" value="0"/>	<input type="text" value="0"/>	<input type="text" value="3"/>	3	<input type="text" value="0"/>	3
Black or African American	<input type="text" value="0"/>	<input type="text" value="2"/>	<input type="text" value="4"/>	6	<input type="text" value="0"/>	6
Native Hawaiian or Other Pacific Islander	<input type="text" value="0"/>	<input type="text" value="0"/>	<input type="text" value="0"/>	0	<input type="text" value="0"/>	0
White	<input type="text" value="1"/>	<input type="text" value="8"/>	<input type="text" value="31"/>	40	<input type="text" value="1"/>	41
Two or more races	<input type="text" value="0"/>	<input type="text" value="2"/>	<input type="text" value="2"/>	4	<input type="text" value="0"/>	4
Race and ethnicity unknown	<input type="text" value="0"/>	<input type="text" value="2"/>	<input type="text" value="3"/>	5	<input type="text" value="0"/>	5
Total men	1	16	45	62	1	63

Women

Enrolled for <u>credit</u>	Degree/certificate-seeking				Non-degree/ non-certificate-seeking	Total, part-time undergraduate students
	First-time	Transfer-in	Continuing/ Returning	Total degree/certificate-seeking		
U.S. Nonresident	<input type="text" value="0"/>	<input type="text" value="0"/>	<input type="text" value="0"/>	0	<input type="text" value="0"/>	0
Hispanic/Latino	<input type="text" value="0"/>	<input type="text" value="0"/>	<input type="text" value="0"/>	0	<input type="text" value="0"/>	0
American Indian or Alaska Native	<input type="text" value="0"/>	<input type="text" value="0"/>	<input type="text" value="0"/>	0	<input type="text" value="0"/>	0
Asian	<input type="text" value="0"/>	<input type="text" value="0"/>	<input type="text" value="1"/>	1	<input type="text" value="0"/>	1
Black or African American	<input type="text" value="1"/>	<input type="text" value="0"/>	<input type="text" value="2"/>	3	<input type="text" value="0"/>	3
Native Hawaiian or Other Pacific Islander	<input type="text" value="0"/>	<input type="text" value="0"/>	<input type="text" value="0"/>	0	<input type="text" value="0"/>	0
White	<input type="text" value="0"/>	<input type="text" value="1"/>	<input type="text" value="2"/>	3	<input type="text" value="0"/>	3
Two or more races	<input type="text" value="0"/>	<input type="text" value="0"/>	<input type="text" value="0"/>	0	<input type="text" value="0"/>	0
Race and ethnicity unknown	<input type="text" value="0"/>	<input type="text" value="0"/>	<input type="text" value="0"/>	0	<input type="text" value="0"/>	0
Total women	1	1	5	7	0	7

Grand total (men+women)	2	17	50	69	1	70
Grand total (men+women) 2022-23	1	17	72	90		90

Institution: University of Missouri-Kansas City (178402)

User ID: 29C0011

Part A - Fall Enrollment for Part-time Undergraduate Students: CIP CODE:26.0000

Enrollment as of the institution's **official fall reporting date** or as of **October 15, 2024**

CIP CODE: 26.0000 – Biological and Biomedical Sciences

Part-time undergraduate students

Reporting Reminders:

- Report Hispanic/Latino individuals of any race as Hispanic/Latino
- Report race for non-Hispanic/Latino individuals only

Men

Enrolled for <u>credit</u>	Degree/certificate-seeking				Non-degree/ non-certificate-seeking	Total, part-time undergraduate students
	First-time	Transfer-in	Continuing/ Returning	Total degree/certificate-seeking		
U.S. Nonresident	0	0	0	0	0	0
Hispanic/Latino	0	1	4	5	0	5
American Indian or Alaska Native	0	0	0	0	0	0
Asian	0	1	4	5	0	5
Black or African American	0	0	2	2	0	2
Native Hawaiian or Other Pacific Islander	0	0	0	0	0	0
White	1	4	11	16	0	16
Two or more races	0	0	1	1	0	1
Race and ethnicity unknown	0	0	0	0	0	0
Total men	1	6	22	29	0	29

Women

Enrolled for <u>credit</u>	Degree/certificate-seeking				Non-degree/ non-certificate-seeking	Total, part-time undergraduate students
	First-time	Transfer-in	Continuing/ Returning	Total degree/certificate-seeking		
U.S. Nonresident	1	1	0	2	0	2
Hispanic/Latino	1	1	4	6	0	6
American Indian or Alaska Native	0	0	0	0	0	0
Asian	0	1	5	6	0	6
Black or African American	1	2	1	4	0	4
Native Hawaiian or Other Pacific Islander	0	0	0	0	0	0
White	0	5	17	22	0	22
Two or more races	0	1	4	5	0	5
Race and ethnicity unknown	0	2	0	2	0	2
Total women	3	13	31	47	0	47

Grand total (men+women)	4	19	53	76	0	76
Grand total (men+women) 2022-23	4	14	58	76	9	85

Institution: University of Missouri-Kansas City (178402)

User ID: 29C0011

Part A - Fall Enrollment for Part-time Undergraduate Students: CIP CODE:27.0000

Enrollment as of the institution's **official fall reporting date** or as of **October 15, 2024**

CIP CODE: 27.0000 – Mathematics and Statistics

Part-time undergraduate students

Reporting Reminders:

- Report Hispanic/Latino individuals of any race as Hispanic/Latino
- Report race for non-Hispanic/Latino individuals only

Men

Enrolled for <u>credit</u>	Degree/certificate-seeking				Non-degree/ non-certificate-seeking	Total, part-time undergraduate students
	First-time	Transfer-in	Continuing/ Returning	Total degree/certificate-seeking		
U.S. Nonresident	<input type="text" value="0"/>	<input type="text" value="0"/>	<input type="text" value="0"/>	0	<input type="text" value="0"/>	0
Hispanic/Latino	<input type="text" value="0"/>	<input type="text" value="0"/>	<input type="text" value="0"/>	0	<input type="text" value="0"/>	0
American Indian or Alaska Native	<input type="text" value="0"/>	<input type="text" value="0"/>	<input type="text" value="0"/>	0	<input type="text" value="0"/>	0
Asian	<input type="text" value="0"/>	<input type="text" value="0"/>	<input type="text" value="0"/>	0	<input type="text" value="0"/>	0
Black or African American	<input type="text" value="0"/>	<input type="text" value="0"/>	<input type="text" value="0"/>	0	<input type="text" value="0"/>	0
Native Hawaiian or Other Pacific Islander	<input type="text" value="0"/>	<input type="text" value="0"/>	<input type="text" value="0"/>	0	<input type="text" value="0"/>	0
White	<input type="text" value="0"/>	<input type="text" value="1"/>	<input type="text" value="4"/>	5	<input type="text" value="0"/>	5
Two or more races	<input type="text" value="0"/>	<input type="text" value="0"/>	<input type="text" value="0"/>	0	<input type="text" value="0"/>	0
Race/ethnicity unknown	<input type="text" value="0"/>	<input type="text" value="0"/>	<input type="text" value="0"/>	0	<input type="text" value="0"/>	0
Total men	0	1	4	5	0	5

Women

Enrolled for <u>credit</u>	Degree/certificate-seeking				Non-degree/ non-certificate-seeking	Total, part-time undergraduate students
	First-time	Transfer-in	Continuing/ Returning	Total degree/certificate-seeking		
U.S. Nonresident	<input type="text" value="0"/>	<input type="text" value="0"/>	<input type="text" value="0"/>	0	<input type="text" value="0"/>	0
Hispanic/Latino	<input type="text" value="0"/>	<input type="text" value="0"/>	<input type="text" value="0"/>	0	<input type="text" value="0"/>	0
American Indian or Alaska Native	<input type="text" value="0"/>	<input type="text" value="0"/>	<input type="text" value="0"/>	0	<input type="text" value="0"/>	0
Asian	<input type="text" value="0"/>	<input type="text" value="0"/>	<input type="text" value="1"/>	1	<input type="text" value="0"/>	1
Black or African American	<input type="text" value="0"/>	<input type="text" value="0"/>	<input type="text" value="0"/>	0	<input type="text" value="0"/>	0
Native Hawaiian or Other Pacific Islander	<input type="text" value="0"/>	<input type="text" value="0"/>	<input type="text" value="0"/>	0	<input type="text" value="0"/>	0
White	<input type="text" value="0"/>	<input type="text" value="1"/>	<input type="text" value="1"/>	2	<input type="text" value="0"/>	2
Two or more races	<input type="text" value="0"/>	<input type="text" value="0"/>	<input type="text" value="0"/>	0	<input type="text" value="0"/>	0
Race/ethnicity unknown	<input type="text" value="0"/>	<input type="text" value="0"/>	<input type="text" value="0"/>	0	<input type="text" value="0"/>	0
Total women	0	1	2	3	0	3

Grand total (men+women)	0	2	6	8	0	8
Grand total (men+women) 2022-23		2	16	18		18

Institution: University of Missouri-Kansas City (178402)

User ID: 29C0011

Part A - Fall Enrollment for Part-time Undergraduate Students: CIP CODE:40.0000

Enrollment as of the institution's official fall reporting date or as of October 15, 2024

CIP CODE: 40.0000 – Physical Sciences

Part-time undergraduate students

Reporting Reminders:

- Report Hispanic/Latino individuals of any race as Hispanic/Latino
- Report race for non-Hispanic/Latino individuals only

Men

Enrolled for credit	Degree/certificate-seeking				Non-degree/ non-certificate-seeking	Total, part-time undergraduate students
	First-time	Transfer-in	Continuing/ Returning	Total degree/certificate-seeking		
U.S. Nonresident	0	0	0	0	0	0
Hispanic/Latino	0	0	1	1	0	1
American Indian or Alaska Native	0	0	0	0	0	0
Asian	0	0	1	1	0	1
Black or African American	0	1	0	1	0	1
Native Hawaiian or Other Pacific Islander	0	0	0	0	0	0
White	0	0	2	2	0	2
Two or more races	0	0	0	0	0	0
Race and ethnicity unknown	0	0	1	1	0	1
Total men	0	1	5	6	0	6

Women

Enrolled for credit	Degree/certificate-seeking				Non-degree/ non-certificate-seeking	Total, part-time undergraduate students
	First-time	Transfer-in	Continuing/ Returning	Total degree/certificate-seeking		
U.S. Nonresident	0	1	0	1	0	1
Hispanic/Latino	0	1	1	2	0	2
American Indian or Alaska Native	0	0	0	0	0	0
Asian	0	0	2	2	0	2
Black or African American	1	0	1	2	0	2
Native Hawaiian or Other Pacific Islander	0	0	0	0	0	0
White	1	4	8	13	0	13
Two or more races	0	0	0	0	0	0
Race and ethnicity unknown	0	0	1	1	0	1
Total women	2	6	13	21	0	21

Grand total (men+women)	2	7	18	27	0	27
Grand total (men+women) 2022-23		5	26	31		31

Institution: University of Missouri-Kansas City (178402)

User ID: 29C0011

Part A - Fall Enrollment for Part-time Undergraduate Students: CIP CODE:52.0000

Enrollment as of the institution's official fall reporting date or as of October 15, 2024

CIP CODE: 52.0000 – Business, Management, Marketing and Related Support Services

Part-time undergraduate students

Reporting Reminders:

- Report Hispanic/Latino individuals of any race as Hispanic/Latino
- Report race for non-Hispanic/Latino individuals only

Men

Enrolled for <u>credit</u>	Degree/certificate-seeking				Non-degree/ non-certificate-seeking	Total, part-time undergraduate students
	First-time	Transfer-in	Continuing/ Returning	Total degree/certificate-seeking		
U.S. Nonresident	0	0	0	0	0	0
Hispanic/Latino	0	2	5	7	0	7
American Indian or Alaska Native	0	0	0	0	0	0
Asian	0	1	4	5	0	5
Black or African American	0	2	10	12	0	12
Native Hawaiian or Other Pacific Islander	0	0	0	0	0	0
White	0	7	28	35	3	38
Two or more races	0	0	1	1	1	2
Race and ethnicity unknown	0	0	0	0	0	0
Total men	0	12	48	60	4	64

Women

Enrolled for <u>credit</u>	Degree/certificate-seeking				Non-degree/ non-certificate-seeking	Total, part-time undergraduate students
	First-time	Transfer-in	Continuing/ Returning	Total degree/certificate-seeking		
U.S. Nonresident	0	0	1	1	0	1
Hispanic/Latino	2	3	6	11	0	11
American Indian or Alaska Native	0	0	0	0	0	0
Asian	0	2	6	8	0	8
Black or African American	1	4	8	13	0	13
Native Hawaiian or Other Pacific Islander	0	0	0	0	0	0
White	2	6	24	32	1	33
Two or more races	0	1	2	3	0	3
Race and ethnicity unknown	0	0	0	0	0	0
Total women	5	16	47	68	1	69

Grand total (men+women)	5	28	95	128	5	133
Grand total (men+women) 2022-23	7	23	104	134	3	137

Institution: University of Missouri-Kansas City (178402)

User ID: 29C0011

Part A - Fall Enrollment for Undergraduate Students Total

Enrollment as of the institution's **official fall reporting date** or as of **October 15, 2024**

Undergraduate Students

Men

Enrolled for credit	Total full-time undergraduate students	Total part-time undergraduate students	Grand total, all undergraduate students
U.S. Nonresident	154	33	187
Hispanic/Latino	386	197	583
American Indian or Alaska Native	4	5	9
Asian	313	88	401
Black or African American	252	153	405
Native Hawaiian or Other Pacific Islander	3	5	8
White	1,115	1,071	2,186
Two or more races	134	106	240
Race and ethnicity unknown	39	112	151
Total men	2,400	1,770	4,170

Women

Enrolled for credit	Total full-time students	Total part-time students	Grand total, all students
U.S. Nonresident	120	23	143
Hispanic/Latino	708	270	978
American Indian or Alaska Native	13	9	22
Asian	390	76	466
Black or African American	572	264	836
Native Hawaiian or Other Pacific Islander	1	2	3
White	1,582	1,407	2,989
Two or more races	204	157	361
Race and ethnicity unknown	56	142	198
Total women	3,646	2,350	5,996
Grand Total (men+women)	6,046	4,120	10,166

Institution: University of Missouri-Kansas City (178402)

User ID: 29C0011

Part A - Fall Enrollment for Graduate Students

Enrollment as of the institution's **official fall reporting date** or as of **October 15, 2024**

Graduate Students

Reporting Reminder:

- Report Hispanic/Latino individuals of any race as Hispanic/Latino
- Report race for non-Hispanic/Latino individuals only

Graduate Student Reporting Reminder:

- Report **all** postbaccalaureate degree and certificate students as graduate students, including any doctor's-professional practice students (formerly first-professional)
- Even though Teacher Preparation certificate programs may require a bachelor's degree for admission, they are considered subbaccalaureate undergraduate programs, and students in these programs are undergraduate students.

Men

Enrolled for <u>credit</u>	Total <u>full-time</u>	Total <u>part-time</u>	Total graduate students
U.S. Nonresident	332	187	519
Hispanic/Latino	84	42	126
American Indian or Alaska Native	6	1	7
Asian	139	32	171
Black or African American	48	64	112
Native Hawaiian or Other Pacific Islander	2	1	3
White	612	364	976
Two or more races	27	15	42
Race and ethnicity unknown	26	25	51
Total men	1,276	731	2,007
Total men prior year	1,544	748	2,292

Women

Enrolled for <u>credit</u>	Total <u>full-time</u>	Total <u>part-time</u>	Total graduate students
U.S. Nonresident	247	107	354
Hispanic/Latino	115	86	201
American Indian or Alaska Native	3	3	6
Asian	267	40	307
Black or African American	90	99	189
Native Hawaiian or Other Pacific Islander	3	0	3
White	806	540	1,346
Two or more races	73	32	105
Race and ethnicity unknown	20	28	48
Total women	1,624	935	2,559
Total women prior year	1,794	1,042	2,836

Grand total (men+women)	2,900	1,666	4,566
Grand total (men+women) prior year	3,338	1,790	5,128

Institution: University of Missouri-Kansas City (178402)

User ID: 29C0011

Part A - Fall Enrollment for Graduate Students: CIP CODE:13.0000

Enrollment as of the institution's official fall reporting date or as of October 15, 2024

CIP CODE: 13.0000 – Education

Graduate students

Reporting Reminders:

- Report Hispanic/Latino individuals of any race as Hispanic/Latino
- Report race for non-Hispanic/Latino individuals only
- Report all postbaccalaureate degree and certificate students as graduate students, including any doctor's-professional practice students (formerly first-professional)

Men

Students enrolled for <u>credit</u>	Total <u>full-time</u>	Total <u>part-time</u>	Total graduate students
<u>U.S. Nonresident</u>	<input type="text" value="4"/>	<input type="text" value="1"/>	5
<u>Hispanic/Latino</u>	<input type="text" value="2"/>	<input type="text" value="3"/>	5
<u>American Indian or Alaska Native</u>	<input type="text" value="0"/>	<input type="text" value="0"/>	0
<u>Asian</u>	<input type="text" value="0"/>	<input type="text" value="3"/>	3
<u>Black or African American</u>	<input type="text" value="4"/>	<input type="text" value="20"/>	24
<u>Native Hawaiian or Other Pacific Islander</u>	<input type="text" value="0"/>	<input type="text" value="0"/>	0
<u>White</u>	<input type="text" value="4"/>	<input type="text" value="16"/>	20
<u>Two or more races</u>	<input type="text" value="1"/>	<input type="text" value="1"/>	2
<u>Race and ethnicity unknown</u>	<input type="text" value="0"/>	<input type="text" value="1"/>	1
Total men	15	45	60

Women

Students enrolled for <u>credit</u>	Total <u>full-time</u>	Total <u>part-time</u>	Total graduate students
<u>U.S. Nonresident</u>	<input type="text" value="4"/>	<input type="text" value="1"/>	5
<u>Hispanic/Latino</u>	<input type="text" value="6"/>	<input type="text" value="14"/>	20
<u>American Indian or Alaska Native</u>	<input type="text" value="0"/>	<input type="text" value="0"/>	0
<u>Asian</u>	<input type="text" value="1"/>	<input type="text" value="2"/>	3
<u>Black or African American</u>	<input type="text" value="3"/>	<input type="text" value="25"/>	28
<u>Native Hawaiian or Other Pacific Islander</u>	<input type="text" value="0"/>	<input type="text" value="0"/>	0
<u>White</u>	<input type="text" value="14"/>	<input type="text" value="46"/>	60
<u>Two or more races</u>	<input type="text" value="2"/>	<input type="text" value="5"/>	7
<u>Race and ethnicity unknown</u>	<input type="text" value="0"/>	<input type="text" value="1"/>	1
Total women	30	94	124
Grand total (men+women)	45	139	184
Grand total (men+women) 2022-23	120	244	364

Institution: University of Missouri-Kansas City (178402)

User ID: 29C0011

Part A - Fall Enrollment for Graduate Students: CIP CODE:14.0000

Enrollment as of the institution's official fall reporting date or as of October 15, 2024

CIP CODE: 14.0000 – Engineering

Graduate students

Reporting Reminders:

- Report Hispanic/Latino individuals of any race as Hispanic/Latino
- Report race for non-Hispanic/Latino individuals only
- Report all postbaccalaureate degree and certificate students as graduate students, including any doctor's-professional practice students (formerly first-professional)

Men

Students enrolled for <u>credit</u>	Total <u>full-time</u>	Total <u>part-time</u>	Total graduate students
U.S. Nonresident	27	21	48
Hispanic/Latino	2	4	6
American Indian or Alaska Native	0	0	0
Asian	2	1	3
Black or African American	1	5	6
Native Hawaiian or Other Pacific Islander	0	0	0
White	7	29	36
Two or more races	0	0	0
Race and ethnicity unknown	0	4	4
Total men	39	64	103

Women

Students enrolled for <u>credit</u>	Total <u>full-time</u>	Total <u>part-time</u>	Total graduate students
U.S. Nonresident	11	10	21
Hispanic/Latino	1	0	1
American Indian or Alaska Native	0	0	0
Asian	0	1	1
Black or African American	0	1	1
Native Hawaiian or Other Pacific Islander	0	0	0
White	2	5	7
Two or more races	0	0	0
Race and ethnicity unknown	1	1	2
Total women	15	18	33
Grand total (men+women)	54	82	136
Grand total (men+women) 2022-23	77	59	136

Institution: University of Missouri-Kansas City (178402)

User ID: 29C0011

Part A - Fall Enrollment for Graduate Students: CIP CODE:26.0000

Enrollment as of the institution's official fall reporting date or as of October 15, 2024

CIP CODE: 26.0000 – Biological and Biomedical Sciences

Graduate students

Reporting Reminders:

- Report Hispanic/Latino individuals of any race as Hispanic/Latino
- Report race for non-Hispanic/Latino individuals only
- Report all postbaccalaureate degree and certificate students as graduate students, including any doctor's-professional practice students (formerly first-professional)

Men

Students enrolled for <u>credit</u>	Total <u>full-time</u>	Total <u>part-time</u>	Total graduate students
U.S. Nonresident	<input type="text" value="0"/>	<input type="text" value="2"/>	2
Hispanic/Latino	<input type="text" value="2"/>	<input type="text" value="2"/>	4
American Indian or Alaska Native	<input type="text" value="0"/>	<input type="text" value="0"/>	0
Asian	<input type="text" value="2"/>	<input type="text" value="1"/>	3
Black or African American	<input type="text" value="1"/>	<input type="text" value="1"/>	2
Native Hawaiian or Other Pacific Islander	<input type="text" value="0"/>	<input type="text" value="0"/>	0
White	<input type="text" value="8"/>	<input type="text" value="5"/>	13
Two or more races	<input type="text" value="0"/>	<input type="text" value="0"/>	0
Race and ethnicity unknown	<input type="text" value="0"/>	<input type="text" value="2"/>	2
Total men	13	13	26

Women

Students enrolled for <u>credit</u>	Total <u>full-time</u>	Total <u>part-time</u>	Total graduate students
U.S. Nonresident	<input type="text" value="3"/>	<input type="text" value="1"/>	4
Hispanic/Latino	<input type="text" value="1"/>	<input type="text" value="3"/>	4
American Indian or Alaska Native	<input type="text" value="1"/>	<input type="text" value="0"/>	1
Asian	<input type="text" value="3"/>	<input type="text" value="2"/>	5
Black or African American	<input type="text" value="1"/>	<input type="text" value="1"/>	2
Native Hawaiian or Other Pacific Islander	<input type="text" value="1"/>	<input type="text" value="0"/>	1
White	<input type="text" value="8"/>	<input type="text" value="12"/>	20
Two or more races	<input type="text" value="1"/>	<input type="text" value="1"/>	2
Race and ethnicity unknown	<input type="text" value="0"/>	<input type="text" value="0"/>	0
Total women	19	20	39

Grand total (men+women)	32	33	65
Grand total (men+women) 2022-23	14	55	69

Institution: University of Missouri-Kansas City (178402)

User ID: 29C0011

Part A - Fall Enrollment for Graduate Students: CIP CODE:27.0000

Enrollment as of the institution's **official fall reporting date** or as of **October 15, 2024**

CIP CODE: 27.0000 – Mathematics and Statistics

Graduate students

Reporting Reminders:

- Report Hispanic/Latino individuals of any race as Hispanic/Latino
- Report race for non-Hispanic/Latino individuals only
- Report all postbaccalaureate degree and certificate students as graduate students, including any doctor's-professional practice students (formerly first-professional)

Men

Students enrolled for <u>credit</u>	Total <u>full-time</u>	Total <u>part-time</u>	Total graduate students
U.S. Nonresident	<input type="text" value="19"/>	<input type="text" value="7"/>	26
Hispanic/Latino	<input type="text" value="2"/>	<input type="text" value="1"/>	3
American Indian or Alaska Native	<input type="text" value="0"/>	<input type="text" value="0"/>	0
Asian	<input type="text" value="2"/>	<input type="text" value="3"/>	5
Black or African American	<input type="text" value="0"/>	<input type="text" value="1"/>	1
Native Hawaiian or Other Pacific Islander	<input type="text" value="0"/>	<input type="text" value="0"/>	0
White	<input type="text" value="5"/>	<input type="text" value="11"/>	16
Two or more races	<input type="text" value="0"/>	<input type="text" value="2"/>	2
Race/ethnicity unknown	<input type="text" value="1"/>	<input type="text" value="3"/>	4
Total men	29	28	57

Women

Students enrolled for <u>credit</u>	Total <u>full-time</u>	Total <u>part-time</u>	Total graduate students
U.S. Nonresident	<input type="text" value="13"/>	<input type="text" value="8"/>	21
Hispanic/Latino	<input type="text" value="0"/>	<input type="text" value="2"/>	2
American Indian or Alaska Native	<input type="text" value="0"/>	<input type="text" value="0"/>	0
Asian	<input type="text" value="0"/>	<input type="text" value="0"/>	0
Black or African American	<input type="text" value="1"/>	<input type="text" value="1"/>	2
Native Hawaiian or Other Pacific Islander	<input type="text" value="0"/>	<input type="text" value="0"/>	0
White	<input type="text" value="0"/>	<input type="text" value="2"/>	2
Two or more races	<input type="text" value="0"/>	<input type="text" value="0"/>	0
Race/ethnicity unknown	<input type="text" value="0"/>	<input type="text" value="0"/>	0
Total women	14	13	27

Grand total (men+women)	43	41	84
Grand total (men+women) 2022-23	40	32	72

Institution: University of Missouri-Kansas City (178402)

User ID: 29C0011

Part A - Fall Enrollment for Graduate Students: CIP CODE:40.0000

Enrollment as of the institution's **official fall reporting date** or as of **October 15, 2024**

CIP CODE: 40.0000 – Physical Sciences

Graduate students

Reporting Reminders:

- Report Hispanic/Latino individuals of any race as Hispanic/Latino
- Report race for non-Hispanic/Latino individuals only
- Report all postbaccalaureate degree and certificate students as graduate students, including any doctor's-professional practice students (formerly first-professional)

Men

Students enrolled for <u>credit</u>	Total <u>full-time</u>	Total <u>part-time</u>	Total graduate students
U.S. Nonresident	<input type="text" value="1"/>	<input type="text" value="1"/>	2
Hispanic/Latino	<input type="text" value="0"/>	<input type="text" value="0"/>	0
American Indian or Alaska Native	<input type="text" value="0"/>	<input type="text" value="0"/>	0
Asian	<input type="text" value="0"/>	<input type="text" value="0"/>	0
Black or African American	<input type="text" value="0"/>	<input type="text" value="0"/>	0
Native Hawaiian or Other Pacific Islander	<input type="text" value="0"/>	<input type="text" value="0"/>	0
White	<input type="text" value="3"/>	<input type="text" value="4"/>	7
Two or more races	<input type="text" value="0"/>	<input type="text" value="0"/>	0
Race and ethnicity unknown	<input type="text" value="0"/>	<input type="text" value="0"/>	0
Total men	4	5	9

Women

Students enrolled for <u>credit</u>	Total <u>full-time</u>	Total <u>part-time</u>	Total graduate students
U.S. Nonresident	<input type="text" value="1"/>	<input type="text" value="1"/>	2
Hispanic/Latino	<input type="text" value="0"/>	<input type="text" value="0"/>	0
American Indian or Alaska Native	<input type="text" value="0"/>	<input type="text" value="0"/>	0
Asian	<input type="text" value="1"/>	<input type="text" value="0"/>	1
Black or African American	<input type="text" value="0"/>	<input type="text" value="0"/>	0
Native Hawaiian or Other Pacific Islander	<input type="text" value="0"/>	<input type="text" value="0"/>	0
White	<input type="text" value="2"/>	<input type="text" value="2"/>	4
Two or more races	<input type="text" value="1"/>	<input type="text" value="0"/>	1
Race and ethnicity unknown	<input type="text" value="0"/>	<input type="text" value="0"/>	0
Total women	5	3	8
Grand total (men+women)	9	8	17
Grand total (men+women) 2022-23	12	7	19

Institution: University of Missouri-Kansas City (178402)

User ID: 29C0011

Part A - Fall Enrollment for Graduate Students: CIP CODE:52.0000

Enrollment as of the institution's official fall reporting date or as of October 15, 2024

CIP CODE: 52.0000 – Business, Management, Marketing and Related Support Services

Graduate students

Reporting Reminders:

- Report Hispanic/Latino individuals of any race as Hispanic/Latino
- Report race for non-Hispanic/Latino individuals only
- Report all postbaccalaureate degree and certificate students as graduate students, including any doctor's-professional practice students (formerly first-professional)

Men

Students enrolled for <u>credit</u>	Total <u>full-time</u>	Total <u>part-time</u>	Total graduate students
<u>U.S. Nonresident</u>	20	5	25
<u>Hispanic/Latino</u>	15	14	29
<u>American Indian or Alaska Native</u>	0	0	0
<u>Asian</u>	8	6	14
<u>Black or African American</u>	7	16	23
<u>Native Hawaiian or Other Pacific Islander</u>	0	0	0
<u>White</u>	39	131	170
<u>Two or more races</u>	3	3	6
<u>Race and ethnicity unknown</u>	1	4	5
Total men	93	179	272

Women

Students enrolled for <u>credit</u>	Total <u>full-time</u>	Total <u>part-time</u>	Total graduate students
<u>U.S. Nonresident</u>	25	4	29
<u>Hispanic/Latino</u>	9	16	25
<u>American Indian or Alaska Native</u>	0	0	0
<u>Asian</u>	6	15	21
<u>Black or African American</u>	11	20	31
<u>Native Hawaiian or Other Pacific Islander</u>	0	0	0
<u>White</u>	39	90	129
<u>Two or more races</u>	4	3	7
<u>Race and ethnicity unknown</u>	0	4	4
Total women	94	152	246
Grand total (men+women)	187	331	518
Grand total (men+women) 2022-23	155	381	536

Institution: University of Missouri-Kansas City (178402)

User ID: 29C0011

Part A - Fall Enrollment for Graduate Students: CIP CODE:22.0101

Enrollment as of the institution's **official fall reporting date** or as of **October 15, 2024**

CIP CODE: 22.0101 – Law (LL.B., J.D.)

Reporting Reminders:

- Report Hispanic/Latino individuals of any race as Hispanic/Latino
- Report race for non-Hispanic/Latino individuals only

Men

Students enrolled for <u>credit</u>	Total full-time	Total part-time	Total
U.S. Nonresident	6	0	6
Hispanic/Latino	13	1	14
American Indian or Alaska Native	4	0	4
Asian	4	0	4
Black or African American	4	0	4
Native Hawaiian or Other Pacific Islander	1	0	1
White	147	9	156
Two or more races	4	1	5
Race and ethnicity unknown	9	2	11
Total men	192	13	205

Women

Students enrolled for <u>credit</u>	Total full-time	Total part-time	Total
U.S. Nonresident	1	0	1
Hispanic/Latino	10	4	14
American Indian or Alaska Native	0	0	0
Asian	3	0	3
Black or African American	5	5	10
Native Hawaiian or Other Pacific Islander	0	0	0
White	139	19	158
Two or more races	12	0	12
Race and ethnicity unknown	2	2	4
Total women	172	30	202

Grand total (men+women)	364	43	407
Grand total (men+women) 2022-23	357	68	425

Institution: University of Missouri-Kansas City (178402)

User ID: 29C0011

Part A - Fall Enrollment for Graduate Students: CIP CODE:51.0401

Enrollment as of the institution's official fall reporting date or as of October 15, 2024

CIP CODE: 51.0401 – Dentistry (D.D.S., D.M.D.)

Reporting Reminders:

- Report Hispanic/Latino individuals of any race as Hispanic/Latino
- Report race for non-Hispanic/Latino individuals only

Men

Students enrolled for <u>credit</u>	Total full-time	Total part-time	Total
U.S. Nonresident	5	0	5
Hispanic/Latino	12	0	12
American Indian or Alaska Native	1	0	1
Asian	28	0	28
Black or African American	4	0	4
Native Hawaiian or Other Pacific Islander	0	0	0
White	140	0	140
Two or more races	3	0	3
Race and ethnicity unknown	6	0	6
Total men	199	0	199

Women

Students enrolled for <u>credit</u>	Total full-time	Total part-time	Total
U.S. Nonresident	4	0	4
Hispanic/Latino	21	0	21
American Indian or Alaska Native	1	0	1
Asian	45	0	45
Black or African American	8	0	8
Native Hawaiian or Other Pacific Islander	2	0	2
White	150	0	150
Two or more races	12	0	12
Race and ethnicity unknown	2	0	2
Total women	245	0	245

Grand total (men+women)	444	0	444
Grand total (men+women) 2022-23	428		428

Institution: University of Missouri-Kansas City (178402)

User ID: 29C0011

Part A - Fall Enrollment for Graduate Students: CIP CODE:51.1201

Enrollment as of the institution's official fall reporting date or as of October 15, 2024

CIP CODE: 51.1201 – Medicine (M.D.)

Reporting Reminders:

- Report Hispanic/Latino individuals of any race as Hispanic/Latino
- Report race for non-Hispanic/Latino individuals only

Men

Students enrolled for <u>credit</u>	Total full-time	Total part-time	Total
U.S. Nonresident	0	0	0
Hispanic/Latino	9	0	9
American Indian or Alaska Native	1	0	1
Asian	72	0	72
Black or African American	9	0	9
Native Hawaiian or Other Pacific Islander	0	0	0
White	68	0	68
Two or more races	6	0	6
Race and ethnicity unknown	5	0	5
Total men	170	0	170

Women

Students enrolled for <u>credit</u>	Total full-time	Total part-time	Total
U.S. Nonresident	0	0	0
Hispanic/Latino	17	0	17
American Indian or Alaska Native	1	0	1
Asian	171	0	171
Black or African American	21	0	21
Native Hawaiian or Other Pacific Islander	0	0	0
White	109	0	109
Two or more races	16	0	16
Race and ethnicity unknown	9	0	9
Total women	344	0	344

Grand total (men+women)	514	0	514
Grand total (men+women) 2022-23	517	7	524

Institution: University of Missouri-Kansas City (178402)

User ID: 29C0011

Part A - Fall Enrollment - Summary

Fall Enrollment Summary

Men

Enrolled for credit	Total full-time students	Total part-time students	Grand total, all students
U.S. Nonresident	486	220	706
Hispanic/Latino	470	239	709
American Indian or Alaska Native	10	6	16
Asian	452	120	572
Black or African American	300	217	517
Native Hawaiian or Other Pacific Islander	5	6	11
White	1,727	1,435	3,162
Two or more races	161	121	282
Race and ethnicity unknown	65	137	202
Total men	3,676	2,501	6,177

Women

Enrolled for credit	Total full-time students	Total part-time students	Grand total, all students
U.S. Nonresident	367	130	497
Hispanic/Latino	823	356	1,179
American Indian or Alaska Native	16	12	28
Asian	657	116	773
Black or African American	662	363	1,025
Native Hawaiian or Other Pacific Islander	4	2	6
White	2,388	1,947	4,335
Two or more races	277	189	466
Race and ethnicity unknown	76	170	246
Total women	5,270	3,285	8,555
Grand Total (men+women)	8,946	5,786	14,732

Institution: University of Missouri-Kansas City (178402)

User ID: 29C0011

Part A - Fall Enrollment - Summary: CIP CODE:13.0000

Fall Enrollment Summary

CIP CODE: 13.0000 – Education

Men

Enrolled for credit	Total full-time students	Total part-time students	Grand total, all students
U.S. Nonresident	4	1	5
Hispanic/Latino	7	3	10
American Indian or Alaska Native	1	0	1
Asian	3	3	6
Black or African American	8	20	28
Native Hawaiian or Other Pacific Islander	0	0	0
White	32	16	48
Two or more races	3	1	4
Race and ethnicity unknown	0	1	1
Total men	58	45	103

Women

Enrolled for credit	Total full-time students	Total part-time students	Grand total, all students
U.S. Nonresident	4	1	5
Hispanic/Latino	42	16	58
American Indian or Alaska Native	0	0	0
Asian	8	2	10
Black or African American	31	27	58
Native Hawaiian or Other Pacific Islander	0	0	0
White	85	48	133
Two or more races	11	5	16
Race and ethnicity unknown	1	2	3
Total women	182	101	283
Grand Total (men+women)	240	146	386

Institution: University of Missouri-Kansas City (178402)

User ID: 29C0011

Part A - Fall Enrollment - Summary: CIP CODE:14.0000

Fall Enrollment Summary

CIP CODE: 14.0000 – Engineering

Men

Enrolled for credit	Total full-time students	Total part-time students	Grand total, all students
U.S. Nonresident	61	21	82
Hispanic/Latino	41	8	49
American Indian or Alaska Native	1	0	1
Asian	31	4	35
Black or African American	37	11	48
Native Hawaiian or Other Pacific Islander	0	0	0
White	173	70	243
Two or more races	9	4	13
Race and ethnicity unknown	6	9	15
Total men	359	127	486

Women

Enrolled for credit	Total full-time students	Total part-time students	Grand total, all students
U.S. Nonresident	17	10	27
Hispanic/Latino	21	0	21
American Indian or Alaska Native	0	0	0
Asian	12	2	14
Black or African American	9	4	13
Native Hawaiian or Other Pacific Islander	1	0	1
White	42	8	50
Two or more races	6	0	6
Race and ethnicity unknown	4	1	5
Total women	112	25	137
Grand Total (men+women)	471	152	623

Institution: University of Missouri-Kansas City (178402)

User ID: 29C0011

Part A - Fall Enrollment - Summary: CIP CODE:26.0000

Fall Enrollment Summary

CIP CODE: 26.0000 – Biological and Biomedical Sciences

Men

Enrolled for credit	Total full-time students	Total part-time students	Grand total, all students
U.S. Nonresident	7	2	9
Hispanic/Latino	47	7	54
American Indian or Alaska Native	0	0	0
Asian	46	6	52
Black or African American	20	3	23
Native Hawaiian or Other Pacific Islander	0	0	0
White	94	21	115
Two or more races	18	1	19
Race and ethnicity unknown	3	2	5
Total men	235	42	277

Women

Enrolled for credit	Total full-time students	Total part-time students	Grand total, all students
U.S. Nonresident	10	3	13
Hispanic/Latino	103	9	112
American Indian or Alaska Native	3	0	3
Asian	80	8	88
Black or African American	85	5	90
Native Hawaiian or Other Pacific Islander	1	0	1
White	241	34	275
Two or more races	31	6	37
Race and ethnicity unknown	9	2	11
Total women	563	67	630
Grand Total (men+women)	798	109	907

Institution: University of Missouri-Kansas City (178402)

User ID: 29C0011

Part A - Fall Enrollment - Summary: CIP CODE:27.0000

Fall Enrollment Summary

CIP CODE: 27.0000 – Mathematics and Statistics

Men

Enrolled for credit	Total full-time students	Total part-time students	Grand total, all students
<u>U.S. Nonresident</u>	22	7	29
<u>Hispanic/Latino</u>	3	1	4
<u>American Indian or Alaska Native</u>	0	0	0
<u>Asian</u>	6	3	9
<u>Black or African American</u>	0	1	1
<u>Native Hawaiian or Other Pacific Islander</u>	0	0	0
<u>White</u>	19	16	35
<u>Two or more races</u>	4	2	6
<u>Race and ethnicity unknown</u>	1	3	4
Total men	55	33	88

Women

Enrolled for credit	Total full-time students	Total part-time students	Grand total, all students
<u>U.S. Nonresident</u>	15	8	23
<u>Hispanic/Latino</u>	0	2	2
<u>American Indian or Alaska Native</u>	0	0	0
<u>Asian</u>	2	1	3
<u>Black or African American</u>	3	1	4
<u>Native Hawaiian or Other Pacific Islander</u>	0	0	0
<u>White</u>	13	4	17
<u>Two or more races</u>	1	0	1
<u>Race and ethnicity unknown</u>	1	0	1
Total women	35	16	51
Grand Total (men+women)	90	49	139

Institution: University of Missouri-Kansas City (178402)

User ID: 29C0011

Part A - Fall Enrollment - Summary: CIP CODE:40.0000

Fall Enrollment Summary

CIP CODE: 40.0000 – Physical Sciences

Men

Enrolled for credit	Total full-time students	Total part-time students	Grand total, all students
U.S. Nonresident	13	1	14
Hispanic/Latino	10	1	11
American Indian or Alaska Native	0	0	0
Asian	9	1	10
Black or African American	7	1	8
Native Hawaiian or Other Pacific Islander	0	0	0
White	47	6	53
Two or more races	6	0	6
Race and ethnicity unknown	2	1	3
Total men	94	11	105

Women

Enrolled for credit	Total full-time students	Total part-time students	Grand total, all students
U.S. Nonresident	2	2	4
Hispanic/Latino	17	2	19
American Indian or Alaska Native	1	0	1
Asian	16	2	18
Black or African American	18	2	20
Native Hawaiian or Other Pacific Islander	0	0	0
White	54	15	69
Two or more races	6	0	6
Race and ethnicity unknown	1	1	2
Total women	115	24	139
Grand Total (men+women)	209	35	244

Institution: University of Missouri-Kansas City (178402)

User ID: 29C0011

Part A - Fall Enrollment - Summary: CIP CODE:52.0000

Fall Enrollment Summary

CIP CODE: 52.0000 – Business, Management, Marketing and Related Support Services

Men

Enrolled for credit	Total full-time students	Total part-time students	Grand total, all students
U.S. Nonresident	63	5	68
Hispanic/Latino	125	21	146
American Indian or Alaska Native	1	0	1
Asian	67	11	78
Black or African American	62	28	90
Native Hawaiian or Other Pacific Islander	2	0	2
White	305	169	474
Two or more races	29	5	34
Race and ethnicity unknown	12	4	16
Total men	666	243	909

Women

Enrolled for credit	Total full-time students	Total part-time students	Grand total, all students
U.S. Nonresident	70	5	75
Hispanic/Latino	161	27	188
American Indian or Alaska Native	1	0	1
Asian	65	23	88
Black or African American	97	33	130
Native Hawaiian or Other Pacific Islander	0	0	0
White	262	123	385
Two or more races	26	6	32
Race and ethnicity unknown	9	4	13
Total women	691	221	912
Grand Total (men+women)	1,357	464	1,821

Institution: University of Missouri-Kansas City (178402)

User ID: 29C0011

Part A - Fall Enrollment- Gender Unknown or Another Gender than Provided Categories

Reporting Reminders:

- The purpose of this supplemental section is to determine whether institutions are able to report the number of students for whom gender is unknown and the number of students for whom gender does not align with the 'Men' and 'Women' categories. Note that these students must still be allocated into the 'Men' and 'Women' categories in all other sections of the survey component.
- Institutions should not ask students that do not select a binary gender to allocate themselves to a binary gender category; it is up to the institution to allocate unknown students and students that indicate another gender into the binary categories throughout the forms where required. One method commonly used by institutions is to allocate these students to the binary categories required in other parts of the form using the proportion of men to women reported.
- The 'gender unknown' category is to report students for whom the institution does not know a gender.

Is your institution able to report another gender for the Fall 2024 reporting period?

If you indicate 'No, my institution is not able to report another gender,' leave the cells in the rows for 'Another gender' blank (i.e., do not report 0). If you indicate 'No, some cells will have a value of less than 5 students,' your institution collects data on another gender, but some cells have a value of less than 5 students, do not report the data and leave the cells in the rows for 'Another gender' blank. If you indicate 'Yes,' but no students identified as another gender, please enter '0'.

Undergraduate students:


- No, my institution is not able to report another gender (do not report)
- No, some cells will have a value of less than 5 students (do not report)
- Yes

Graduate students:

- No, my institution is not able to report another gender (do not report)
- No, some cells will have a value of less than 5 students (do not report)
- Yes

Of the total students reported, how many students did you allocate to a binary gender category (Men/Women) because their gender was unknown or another gender than the provided categories?

	Number of students			
	Undergraduate students		Graduate students	
	Current Year	Prior year	Current Year	Prior year
Grand total	10,166	10,149	4,566	5,128
Gender unknown (i.e., gender information is not known or not collected).	<input type="text" value="0"/>	2	<input type="text" value="0"/>	0
Another gender (i.e., gender information is known but does not fall into either of the mutually exclusive binary categories provided [Men/Women]).	<input type="text"/>		<input type="text"/>	
Total of Gender unknown + Another gender	0	2	0	0
Total of Students for whom gender is known and falls into one of the mutually exclusive binary categories provided [Men/Women]	10,166	10,147	4,566	5,128

 You may use the box below to provide additional context for the data you have reported above. Context notes will be posted on the College Navigator website. Therefore, you should write all context notes using proper grammar (e.g., complete sentences with punctuation) and common language that can be easily understood by students and parents (e.g., spell out acronyms).


Institution: University of Missouri-Kansas City (178402)

User ID: 29C0011

Part A - Fall Enrollment by Distance Education Status 1

Enrollment as of the institution's **official fall reporting date** or as of **October 15, 2024**

	Undergraduate Students		Graduate Students
	Degree/certificate-seeking	Non-degree/non-certificate-seeking	
i Enrolled <i>exclusively</i> in distance education courses	49	7	627
Enrolled in <i>at least one</i> but not all distance education courses	2,291	14	646
<i>Not enrolled</i> in any distance education courses	4,477	3,328	3,293
Total (Carried forward from part A)	6,817	3,349	4,566

 You may use the box below to provide additional context for the data you have reported above. Context notes will be posted on the College Navigator website. Therefore, you should write all context notes using proper grammar (e.g., complete sentences with punctuation) and common language that can be easily understood by students and parents (e.g., spell out acronyms).

Institution: University of Missouri-Kansas City (178402)

User ID: 29C0011

Part A - Fall Enrollment by Distance Education Status 2

Of those students *exclusively* enrolled in distance education courses, report the number that are:

		Undergraduate Students		Graduate Students
		Degree/certificate-seeking	Non-degree/non-certificate-seeking	
Located in	MO	<input type="text" value="39"/>	<input checked="" type="checkbox"/> <input type="text" value="7"/>	<input type="text" value="373"/>
Located in the U.S. but not in	MO	<input type="text" value="9"/>	<input type="text" value="0"/>	<input type="text" value="247"/>
Located in the U.S. but state/jurisdiction unknown		<input type="text" value="0"/>	<input type="text" value="0"/>	<input type="text" value="0"/>
Located outside the U.S.		<input type="text" value="1"/>	<input type="text" value="0"/>	<input type="text" value="7"/>
Location unknown/unreported		0	0	0
Total students exclusively enrolled in distance education (Carried forward from section above)		49	7	627

Institution: University of Missouri-Kansas City (178402)

User ID: 29C0011

Part B - Fall Enrollment by Age and Gender for Full-time Undergraduate Students

Enrollment as of the institution's **official fall reporting date** or as of **October 15, 2024**NOTE: These data are **optional** this year.

Age	Full-time Undergraduate Students	
	Men	Women
Under 18	27	39
18-19	764	1,361
20-21	813	1,273
22-24	479	620
25-29	192	203
30-34	77	76
35-39	27	35
40-49	19	30
50-64	2	8
65 and over	0	1
Age unknown/unreported	0	0
Total full-time undergraduate students (Carried forward from part A)	2,400	3,646

Institution: University of Missouri-Kansas City (178402)

User ID: 29C0011

Part B - Fall Enrollment by Age and Gender for Part-time Undergraduate Students

Enrollment as of the institution's **official fall reporting date** or as of **October 15, 2024**NOTE: These data are **optional** this year.

Age	Part-time Undergraduate Students	
	Men	Women
Under 18	1,207	1,681
18-19	178	197
20-21	72	84
22-24	113	158
25-29	90	87
30-34	57	49
35-39	31	31
40-49	16	44
50-64	6	17
65 and over	0	2
Age unknown/unreported	0	0
Total part-time undergraduate students (Carried forward from part A)	1,770	2,350

Institution: University of Missouri-Kansas City (178402)

User ID: 29C0011

Part B - Fall Enrollment by Age and Gender for Full-time Graduate Students

Enrollment as of the institution's official fall reporting date or as of October 15, 2024

NOTE: These data are optional this year.

Age	Full-time Graduate Students	
	Men	Women
Under 18	<input type="text" value=""/>	<input type="text" value=""/>
18-19	<input type="text" value="0"/>	<input type="text" value="3"/>
20-21	<input type="text" value="69"/>	<input type="text" value="190"/>
22-24	<input type="text" value="629"/>	<input type="text" value="800"/>
25-29	<input type="text" value="396"/>	<input type="text" value="416"/>
30-34	<input type="text" value="90"/>	<input type="text" value="110"/>
35-39	<input type="text" value="53"/>	<input type="text" value="47"/>
40-49	<input type="text" value="29"/>	<input type="text" value="46"/>
50-64	<input type="text" value="10"/>	<input type="text" value="11"/>
65 and over	<input type="text" value="0"/>	<input type="text" value="1"/>
Age unknown/unreported	0	0
Total full-time graduate students (Carried forward from part A)	1,276	1,624

Institution: University of Missouri-Kansas City (178402)

User ID: 29C0011

Part B - Fall Enrollment by Age and Gender for Part-time Graduate Students

Enrollment as of the institution's official fall reporting date or as of October 15, 2024

NOTE: These data are optional this year.

Age	Part-time Graduate Students	
	Men	Women
Under 18	<input type="text"/>	<input type="text"/>
18-19	<input type="text"/>	<input type="text"/>
20-21	<input type="text" value="4"/>	<input type="text" value="4"/>
22-24	<input type="text" value="92"/>	<input type="text" value="107"/>
25-29	<input type="text" value="229"/>	<input type="text" value="271"/>
30-34	<input type="text" value="163"/>	<input type="text" value="216"/>
35-39	<input type="text" value="103"/>	<input type="text" value="122"/>
40-49	<input type="text" value="94"/>	<input type="text" value="143"/>
50-64	<input type="text" value="38"/>	<input type="text" value="62"/>
65 and over	<input type="text" value="8"/>	<input type="text" value="10"/>
Age unknown/unreported	0	0
Total part-time graduate students (Carried forward from part A)	731	935


Institution: University of Missouri-Kansas City (178402)

User ID: 29C0011

Part C - Screening Question

Did any of your first-time degree/certificate-seeking undergraduate students (reported in Part A) enroll within 12 months of graduating high school or receiving their GED?

- No, we do not have any first-time students who enrolled within 12 months of their high school graduation.
- Yes, we have first-time students who enrolled within 12 months of their high school graduation.

 You may use the box below to provide additional context for the data you have reported above. Context notes will be posted on the College Navigator website. Therefore, you should write all context notes using proper grammar (e.g., complete sentences with punctuation) and common language that can be easily understood by students and parents (e.g., spell out acronyms).

Institution: University of Missouri-Kansas City (178402)

User ID: 29C0011

Part C - Residence of First-time Undergraduates 1

Enrollment as of the institution's **official fall reporting date** or as of **October 15, 2024**

Enter at least one zero, where applicable, to verify that the screen has not been skipped.

State of residence when student was first admitted	FIPS Code	Total first-time degree/certificate-seeking undergraduates (1)	Of students in column 1, those who enrolled within 12 months of high school graduation or receiving their GED (2)
Alabama	01	<input type="text"/>	<input type="text"/>
Alaska	02	<input type="text"/>	<input type="text"/>
Arizona	04	<input type="text" value="3"/>	<input type="text" value="3"/>
Arkansas	05	<input type="text" value="5"/>	<input type="text" value="4"/>
California	06	<input type="text" value="6"/>	<input type="text" value="6"/>
Colorado	08	<input type="text" value="5"/>	<input type="text" value="4"/>
Connecticut	09	<input type="text" value="1"/>	<input type="text" value="1"/>
Delaware	10	<input type="text"/>	<input type="text"/>
District of Columbia	11	<input type="text"/>	<input type="text"/>
Florida	12	<input type="text" value="2"/>	<input type="text" value="2"/>
Georgia	13	<input type="text" value="1"/>	<input type="text" value="0"/>
Hawaii	15	<input type="text" value="2"/>	<input type="text" value="1"/>
Idaho	16	<input type="text"/>	<input type="text"/>
Illinois	17	<input type="text" value="28"/>	<input type="text" value="27"/>
Indiana	18	<input type="text" value="1"/>	<input type="text" value="0"/>
Iowa	19	<input type="text" value="3"/>	<input type="text" value="3"/>
Kansas	20	<input type="text" value="300"/>	<input type="text" value="278"/>
Kentucky	21	<input type="text" value="2"/>	<input type="text" value="2"/>
Louisiana	22	<input type="text"/>	<input type="text"/>
Maine	23	<input type="text"/>	<input type="text"/>

Institution: University of Missouri-Kansas City (178402)

User ID: 29C0011

Part C - Residence of First-time Undergraduates 2

Enrollment as of the institution's **official fall reporting date** or as of **October 15, 2024**

Enter **at least one** zero, where applicable, to verify that the screen has not been skipped.

State of residence when student was first admitted	FIPS Code	Total first-time degree/certificate-seeking undergraduates (1)	Of students in column 1, those who enrolled within 12 months of high school graduation or receiving their GED (2)
Maryland	24	<input type="text" value="1"/>	<input type="text" value="1"/>
Massachusetts	25	<input type="text" value="2"/>	<input type="text" value="2"/>
Michigan	26	<input type="text" value="2"/>	<input type="text" value="2"/>
Minnesota	27	<input type="text" value="2"/>	<input type="text" value="2"/>
Mississippi	28	<input type="text"/>	<input type="text"/>
Missouri	29	<input type="text" value="914"/>	<input type="text" value="850"/>
Montana	30	<input type="text"/>	<input type="text"/>
Nebraska	31	<input type="text" value="13"/>	<input type="text" value="13"/>
Nevada	32	<input type="text" value="1"/>	<input type="text" value="1"/>
New Hampshire	33	<input type="text"/>	<input type="text"/>
New Jersey	34	<input type="text" value="1"/>	<input type="text" value="1"/>
New Mexico	35	<input type="text"/>	<input type="text"/>
New York	36	<input type="text" value="3"/>	<input type="text" value="2"/>
North Carolina	37	<input type="text" value="2"/>	<input type="text" value="2"/>
North Dakota	38	<input type="text"/>	<input type="text"/>
Ohio	39	<input type="text" value="3"/>	<input type="text" value="3"/>
Oklahoma	40	<input type="text" value="10"/>	<input type="text" value="10"/>
Oregon	41	<input type="text" value="2"/>	<input type="text" value="1"/>
Pennsylvania	42	<input type="text"/>	<input type="text"/>
Rhode Island	44	<input type="text"/>	<input type="text"/>

Institution: University of Missouri-Kansas City (178402)


User ID: 29C0011

Part C - Residence of First-time Undergraduates 3

Enrollment as of the institution's **official fall reporting date** or as of **October 15, 2024**

Enter **at least one** zero, where applicable, to verify that the screen has not been skipped.

State of residence when student was first admitted	FIPS Code	Total first-time degree/certificate-seeking undergraduates (1)	Of students in column 1, those who enrolled within 12 months of high school graduation or receiving their GED (2)
South Carolina	45	<input type="text"/>	<input type="text"/>
South Dakota	46	<input type="text" value="1"/>	<input type="text" value="1"/>
Tennessee	47	<input type="text"/>	<input type="text"/>
Texas	48	<input type="text" value="6"/>	<input type="text" value="6"/>
Utah	49	<input type="text"/>	<input type="text"/>
Vermont	50	<input type="text"/>	<input type="text"/>
Virginia	51	<input type="text" value="2"/>	<input type="text" value="0"/>
Washington	53	<input type="text" value="2"/>	<input type="text" value="1"/>
West Virginia	54	<input type="text"/>	<input type="text"/>
Wisconsin	55	<input type="text" value="3"/>	<input type="text" value="3"/>
Wyoming	56	<input type="text"/>	<input type="text"/>
State Unknown	57	<input type="text"/>	<input type="text"/>
American Samoa	60	<input type="text"/>	<input type="text"/>
Federated States of Micronesia	64	<input type="text"/>	<input type="text"/>
Guam	66	<input type="text"/>	<input type="text"/>
Marshall Islands	68	<input type="text"/>	<input type="text"/>
Northern Marianas	69	<input type="text"/>	<input type="text"/>
Palau	70	<input type="text"/>	<input type="text"/>
Puerto Rico	72	<input type="text"/>	<input type="text"/>
Virgin Islands	78	<input type="text"/>	<input type="text"/>
Foreign Countries	90	<input type="text" value="14"/>	<input type="text" value="8"/>
Residence unknown/unreported	98	<input type="text" value="0"/>	<input type="text"/>
Total first-time degree/certificate-seeking undergraduates (Carried forward from Part A)		1,343	1,240

 You may use the box below to provide additional context for the data you have reported above. Context notes will be posted on the College Navigator website. Therefore, you should write all context notes using proper grammar (e.g., complete sentences with punctuation) and common language that can be easily understood by students and parents (e.g., spell out acronyms).

Institution: University of Missouri-Kansas City (178402)

User ID: 29C0011

Part D - Total Undergraduate Entering Class

Total Undergraduate Entering Class, Fall 2024

D1	Total full-time, first-time degree/certificate-seeking <u>undergraduates</u> from Part A (GR <u>cohort</u>)	1,302
D2	Total <u>first-time</u> degree/certificate-seeking undergraduates (full-time + part-time) from Part A	1,343
D3	Total <u>transfer-in</u> degree/certificate-seeking undergraduates (full-time + part-time) from Part A	943
D4	Total <u>non-degree/non-certificate-seeking</u> undergraduates (full-time + part-time) from Part A	3,349
D5	Of the total non-degree/non-certificate-seeking undergraduates displayed on line D4, the number that are new to the institution in Fall 2024	<input checked="" type="checkbox"/> <input type="text" value="0"/>
D6	Total <u>entering students</u> at the undergraduate level Note: This is calculated as first-time students (line D2) + students transferring to the institution (line D3) + non-degree/non-certificate-seeking undergraduates entering in Fall 2024 (line D5).	2,286
D7	Percentage of undergraduate entering class represented by your GR <u>cohort</u> (line D1/line D6)	57

Institution: University of Missouri-Kansas City (178402)

User ID: 29C0011

Part E - First-time Bachelor's Cohort Retention Rates (Full-time)

Retention Rates - Full-time, First-time Bachelor's Seeking Cohort from Fall 2023


Academic reporters determine the cohort and retention as of the institution's official fall reporting date or as of October 15. Program reporters determine the cohort with enrollment any time between August 1 and October 31, 2023 and retention based on August 1, 2024.

The retention rate is calculated by the system after clicking "Save" on the screen. Exclusions are subtracted from and inclusions are added to the original cohort and the resulting adjusted cohort is used for calculating the retention rate.

Retention Data Reporting Reminders:

- Include only **full-time, first-time bachelor's-seeking** students in this cohort.
- Determine the full-time cohort using Fall 2023 status (e.g., if a student was full-time in Fall 2023, report them in the full-time cohort regardless of their Fall 2024 status).
- If there are no students to report in the cohort, enter zero. Do not leave the field blank.
- Report in the exclusions box (line E2a) the number of students from the cohort who left the institution for any of the following reasons: died or were totally and permanently disabled; to serve in the armed forces (including those called to active duty); to serve with a foreign aid service of the Federal Government (e.g., Peace Corps); or to serve on official church missions.
- Report in the inclusion box (line E2b) first-time bachelor's-seeking study abroad students who were excluded from the first-time cohort (line E1) but who have re-enrolled at the institution their second year.

FULL-TIME, FIRST-TIME BACHELOR'S COHORT RETENTION:		Prior year data (Fall 2022 cohort)
E1	Full-time, first-time Fall 2023 bachelor's seeking cohort	1,194 / 1,092
E2a	Exclusions from the Fall 2023 cohort	1 / 1
E2b	Inclusion to the Fall 2023 cohort	0 / 0
E3	Adjusted Fall 2023 cohort (line E1- E2a + E2b)	1,193 / 1,091
E4	Students from Fall 2023 cohort still enrolled as of Fall 2024 + students from Fall 2023 cohort who completed their bachelor's degree as of Fall 2024	899 / 845
E5	Full-time, first-time Fall 2023 bachelor's cohort retention rate (line E4 / line E3)	75 % / 77 %

 The notes below provide context for the data you've reported above and **may** be posted on the College Navigator website. Choose one option that best explains your data or choose "Not Applicable" if you do not wish to provide context notes. If none of the options provided explain your institution's data, then choose "Other" and write your own context notes. Therefore, you should write all context notes using proper grammar (e.g., complete sentences with punctuation) and common language that can be easily understood by students and parents (e.g., spell out acronyms).

Not Applicable ▼

Institution: University of Missouri-Kansas City (178402)

User ID: 29C0011

Part E - First-time Bachelor's Cohort Retention Rates (Part-time)

Retention Rates - Part-time, First-time Bachelor's Seeking Cohort from Fall 2023


Academic reporters determine the cohort and retention as of the institution's official fall reporting date or as of October 15. Program reporters determine the cohort with enrollment any time between August 1 and October 31, 2023 and retention based on August 1, 2024.

The retention rate is calculated by the system after clicking "Save" on the screen. Exclusions are subtracted from the original cohort and the resulting adjusted cohort is used for calculating the retention rate.

Retention Data Reporting Reminders:

- Include only **part-time, first-time bachelor's-seeking** students in this cohort.
- Determine part-time using Fall 2023 attendance status (e.g., if a student was part-time in Fall 2023, report them in the part-time cohort regardless of their Fall 2024 status).
- If there are no students to report in the cohort, enter zero. Do not leave the field blank.
- Report in the exclusions box (line E7a) the number of students from the cohort who left the institution for any of the following reasons: died or were totally and permanently disabled; to serve in the armed forces (including those called to active duty); to serve with a foreign aid service of the Federal Government (e.g., Peace Corps); or to serve on official church missions.
- Report in the inclusion box (line E7b) first-time bachelor's-seeking study abroad students who were excluded from the first-time cohort (line E6) but who have re-enrolled at the institution their second year.

PART-TIME, FIRST-TIME BACHELOR'S COHORT RETENTION:			Prior year data (Fall 2022 cohort)
E6	Part-time, first-time Fall 2023 bachelor's seeking cohort	<input checked="" type="checkbox"/> <input type="text" value="45"/>	26
E7a	Exclusions from the Fall 2023 cohort	<input type="text" value="2"/>	0
E7b	Inclusions to the Fall 2023 cohort	<input type="text" value="0"/>	0
E8	Adjusted Fall 2023 cohort (line E6 - E7a + E7b)	43	26
E9	Students from Fall 2023 cohort still enrolled as of Fall 2024 + students from Fall 2023 cohort who completed their bachelor's degree as of Fall 2024	<input type="text" value="10"/>	10
E10	Part-time, first-time Fall 2023 bachelor's cohort retention rate (line E9 / line E8)	23 %	38 %

 The notes below provide context for the data you've reported above and **may** be posted on the College Navigator website. Choose one option that best explains your data or choose "Not Applicable" if you do not wish to provide context notes. If none of the options provided explain your institution's data, then choose "Other" and write your own context notes. Therefore, you should write all context notes using proper grammar (e.g., complete sentences with punctuation) and common language that can be easily understood by students and parents (e.g., spell out acronyms).

Not Applicable ▼

Institution: University of Missouri-Kansas City (178402)

User ID: 29C0011

Part F - Student-to-Faculty Ratio

Student-to-Faculty Ratio

Please provide your institution's student-to-faculty ratio (i.e., student-to-instructional staff) for undergraduate programs for Fall 2024. The student-to-faculty ratio and any accompanying context that is provided will be displayed on College Navigator.

Click [here](#) to use a worksheet to help you determine the student-to-faculty ratio


Student-to-faculty ratio

to 1

Student-to-faculty ratio prior year

14

to 1

 You may use the box below to provide additional context for the data you have reported above. Context notes will be posted on the College Navigator website. Therefore, you should write all context notes using proper grammar (e.g., complete sentences with punctuation) and common language that can be easily understood by students and parents (e.g., spell out acronyms).

Institution: University of Missouri-Kansas City (178402)

User ID: 29C0011

Prepared by

Reporting Reminders:

- The name of the preparer is being collected so that we can follow up with the appropriate person in the event that there are questions concerning the data.
- The Keyholder will be copied on all email correspondence to other preparers.
- The time it took to prepare this component is being collected so that we can continue to improve our estimate of the reporting burden associated with IPEDS.
- Please include in your estimate the time it took for you to review instructions, query and search data sources, complete and review the component, and submit the data through the Data Collection System.
- Thank you for your assistance.

This survey component was prepared by:

<input type="radio"/>	Keyholder	<input type="radio"/>	SFA Contact	<input type="radio"/>	HR Contact
<input type="radio"/>	Finance Contact	<input type="radio"/>	Academic Library Contact	<input type="radio"/>	Other

Name:

Email:

How many staff from your institution only were involved in the data collection and reporting process of this survey component?

Number of Staff (including yourself)

How many hours did you and others from your institution only spend on each of the steps below when responding to this survey component?
 Exclude the hours spent collecting data for state and other reporting purposes.

Staff member	Collecting Data Needed	Revising Data to Match IPEDS Requirements	Entering Data	Revising and Locking Data
Your office	<input type="text"/> hours	<input type="text"/> hours	<input type="text"/> hours	<input type="text"/> hours
Other offices	<input type="text"/> hours	<input type="text"/> hours	<input type="text"/> hours	<input type="text"/> hours

Summary

Fall Enrollment Component Summary

The purpose of this summary is to provide you an opportunity to view some of the data that, when accepted through the IPEDS quality control process, will appear on the [College Navigator](#) website and/or your institution's Data Feedback Report (DFR). In addition, all data reported in IPEDS survey components become publicly available through the [IPEDS Use the Data](#) and appear as aggregated statistics in various Department of Education reports. [College Navigator](#) is updated approximately three months after the data collection period closes and DFRs will be available through the [IPEDS Use the Data](#) and sent to your institution's CEO at the end of 2025.

Please review your data for accuracy. If you have questions about the data displayed below or after reviewing the data reported on the survey screens, please contact the IPEDS Help Desk at: 1-877-225-2568 or ipedshelp@rti.org.

Student Enrollment		
Total enrollment		14,732
	Undergraduate enrollment	10,166
	Graduate enrollment	4,566
Student-to-faculty ratio		
		13 to 1

Student Characteristics (All Students)		
Percent of all students who are female (%)		58
Percent of all students by U.S. resident status and race/ethnicity: Note: Race/ethnicity is not collected for U.S. Nonresidents.		
U.S. Resident (%)		92
	American Indian or Alaska Native (%)	0
	Asian (%)	9
	Black or African American (%)	10
	Hispanic/Latino (%)	13
	Native Hawaiian or Pacific Islander (%)	0
	White (%)	51
	Two or More Races (%)	5
	Race and ethnicity unknown (%)	3
U . S. Nonresident (%)		8

Undergraduate Student Characteristics		
Percent of all students who are female (%)		59
Percent of undergraduates who are full-time (%)		59
Percent of undergraduates who are transfer-in (%)		9
Percent of undergraduates who are enrolled exclusively in distance education courses (%)		1
Percent of all students by U.S. resident status and race/ethnicity: Note: Race/ethnicity is not collected for U.S. Nonresidents.		
U.S. Resident (%)		97
	American Indian or Alaska Native (%)	0
	Asian (%)	9
	Black or African American (%)	12
	Hispanic/Latino (%)	15
	Native Hawaiian or Pacific Islander (%)	0
	White (%)	51
	Two or More Races (%)	6
	Race and ethnicity unknown (%)	3
U . S. Nonresident (%)		3

Percent of undergraduate students by age:		
	24 and under (%)	89
	25 and over (%)	11
	Age unknown (%)	0
Percent of first-time degree/certificate seeking students by residence:		
	In state (%)	68
	Out-of-state (%)	31
	Foreign countries (%)	1
	Residence unknown (%)	0

Undergraduate Retention and Graduation Rate Cohort		
	First-time, full-time bachelor's seeking student fall-to-fall retention rate (%)	75
	First-time, part-time bachelor's seeking student fall-to-fall retention rate (%)	23
	Graduation rate cohort as percent of total entering students (%)	57

Graduate Student Characteristics		
	Percent of graduate students who are female (%)	56
	Percent of graduate students who are full-time (%)	64
	Percent of graduate students who are enrolled exclusively in distance education courses (%)	14
Percent of graduate students by U.S. resident status and race/ethnicity: Note: Race/ethnicity is not collected for U.S. Nonresidents.		
	U.S. Resident (%)	81
	American Indian or Alaska Native (%)	0
	Asian (%)	10
	Black or African American (%)	7
	Hispanic/Latino (%)	7
	Native Hawaiian or Pacific Islander (%)	0
	White (%)	51
	Two or More Races (%)	3
	Race and ethnicity unknown (%)	2
	U.S. Nonresident (%)	19

Edit Report

Fall Enrollment

Source	Description	Severity	Resolved	Options
Screen: Part A - Fall Enrollment by Distance Education Status 2				
Perform Edits	All undergraduate non-degree/non-certificate-seeking students exclusively enrolled in distance education courses are not expected to be reported under the same location category. Please correct your data or explain. (Error #6171)	Explanation	Yes	
Reason	Since it is a single digit amount, it is statistically viable that all non-degree undergraduates students be located in Missouri.			
Screen: Part D - Total Undergraduate Entering Class				
Perform Edits	The number of non-degree/non-certificate-seeking undergraduate students who are new to the institution this fall is expected to be greater than zero. Please confirm that the value reported is correct. (Error #6152)	Confirmation	Yes	
Screen: Part E - First-time Bachelor's Cohort Retention Rates (Part-time)				
Screen Entry	The part-time, first-time bachelor's cohort reported in Part E (45) is outside the expected range when compared with the prior year value (Fall 2022 cohort). Please correct your data or explain. (Error #6805)	Explanation	Yes	
Reason	The increase in part-time degree-seeking first-time college corresponds to the overall increase of degree-seeking first-time college students as reported in the IPEDS Fall Enrollment survey for Fall 2023.			