

IPEDS 2024-25 Data Collection System

IPEDS HELP DESK (877) 225-2568 | ipedshelp@rti.org
OMB NO. 1850-0582 v.33 : Approval Expires 8/31/2027
User ID: 29C0011

Fall Enrollment 2024-25

Institution: University of Missouri-Columbia (178396)

User ID: 29C0011

Overview

Fall Enrollment Overview

The Fall Enrollment component collects student enrollment counts by level of student, enrollment status, gender and race/ethnicity. In addition, first-time students' fall-to-fall retention rates and the student-to-faculty ratio are collected. Enrollment by age is required in odd-numbered years, and enrollment by residence of first-time undergraduates is required in even-numbered years.

Institutions operating on a traditional academic year calendar (semester, trimester, quarter, or 4-1-4) report Fall enrollment as of the institution's official fall reporting date or October 15. Institutions operating on a calendar that differs by program or that enrolls students on a continuous basis (referred to as program reporters) report Fall enrollment as students enrolled any time during the period August 1 and October 31.

Data reporting reminders:

- Report data to accurately reflect the time period corresponding with the IPEDS survey component, even if such reporting is seemingly inconsistent with prior year reporting.
- Part B, Enrollment of students by age, is optional this year.
- Part C, Residence of first-time degree/certificate-seeking undergraduates, is required this year.
- For reporting students studying in consortium agreements, please refer to the Resource page at <https://nces.ed.gov/ipeds/report-your-data/data-tip-sheet-reporting-data-consortium-institutions>.

Changes in reporting:

The following changes were implemented for the 2024-25 data collection period:

- Added note to Instructions for Part D: Total Undergraduate Entering Class to indicate that high school students enrolled in college courses for credit should not be included in any calculations to determine an institution's entering class. [Applicable to degree-granting institutions only]
- Added a new FAQ to better clarify the relationship between "transfer-in" enrollment status on the Fall Enrollment (EF) and 12-month Enrollment (E12) components and the "non-first-time" cohort on the Outcome Measures (OM) component.
- Revised definition for "Transfer-in student" Glossary term to improve clarity.
- Revised definition for "Non-first-time student (undergraduate)" Glossary term to improve clarity.
- Revised definition for "Continuing/Returning student (undergraduate)" Glossary term to improve clarity.
- Revised definition for "Entering students (undergraduate)" Glossary term to improve clarity.

Resources:

- To download the survey materials for this component: [Survey Materials](#)
- To access your prior year data submission for this component: [Reported Data](#)

If you have questions about completing this survey, please contact the **IPEDS Help Desk at 1-877-225-2568**.

Institution: University of Missouri-Columbia (178396)

User ID: 29C0011

Part Selection

Completion of Part B (Enrollment of Students by Age) is optional this year.

Do you wish to complete Part B this year?

If you select 'Yes', you will be expected to complete the Part B screens.

If you select 'No', you will skip Part B.

- No, I will not complete Part B
- Yes, I will complete Part B

Institution: University of Missouri-Columbia (178396)


User ID: 29C0011

Fall Enrollment - CIP CODE Selection


Indicate which of the following fields of study are offered by your institution. In addition to reporting total undergraduate and graduate fall enrollments every year, in even-numbered years you are to report the subset of enrollments that fall within each of the CIP codes listed below.

Fields for which enrollment was reported for Fall 2022 have already been checked; please make sure all listed fields that are offered by your institution are checked.

Note: CIP codes listed below may not reflect all fields of study offered by your institution, therefore the subset of enrollments by CIP codes selected may not sum to your institution's total fall enrollment.

UNDERGRADUATE AND GRADUATE FIELDS	
<input checked="" type="checkbox"/>	13.0000 -- Education
<input checked="" type="checkbox"/>	14.0000 -- Engineering
<input checked="" type="checkbox"/>	26.0000 -- Biological and Biomedical Sciences
<input checked="" type="checkbox"/>	27.0000 -- Mathematics
<input checked="" type="checkbox"/>	40.0000 -- Physical Sciences
<input checked="" type="checkbox"/>	52.0000 -- Business, Management, Marketing, and Related Support Services
GRADUATE-ONLY FIELDS	
<input checked="" type="checkbox"/>	22.0101 -- Law (LL.B., J.D.)
<input type="checkbox"/>	51.0401 -- Dentistry (D.D.S., D.M.D.)
<input checked="" type="checkbox"/>	 51.1201 -- Medicine (M.D.)
<input type="checkbox"/>	None of the above

Yes, I confirm that I reviewed the fields of study are offered by my institution above.

 You may use the box below to provide additional context for the data you have reported above. Context notes will be posted on the College Navigator website. Therefore, you should write all context notes using proper grammar (e.g., complete sentences with punctuation) and common language that can be easily understood by students and parents (e.g., spell out acronyms).

Institution: University of Missouri-Columbia (178396)

User ID: 29C0011

Part A - Fall Enrollment for Full-Time Undergraduate Students

Enrollment as of the institution's official fall reporting date or as of October 15, 2024

Full-time Undergraduate Students

Reporting Reminders:

- Report Hispanic/Latino individuals of any race as Hispanic/Latino
- Report race for non-Hispanic/Latino individuals only
- Even though Teacher Preparation certificate programs may require a bachelor's degree for admission, they are considered subbaccalaureate undergraduate programs, and students in these programs are undergraduate students.

Men

Enrolled for credit	Degree/certificate-seeking				Non-degree/ non-certificate-seeking	Total, Full-time undergraduate students
	First-time	Transfer-in	Continuing/ Returning	Total degree/certificate-seeking		
U.S. Nonresident	16	11	71	98	20	118
Hispanic/Latino	169	36	419	624	1	625
American Indian or Alaska Native	6	1	9	16	0	16
Asian	73	11	219	303	0	303
Black or African American	93	34	317	444	4	448
Native Hawaiian or Other Pacific Islander	1	1	4	6	0	6
White	2,051	443	5,742	8,236	6	8,242
Two or more races	125	34	294	453	0	453
Race and ethnicity unknown	58	10	82	150	1	151
Total men	2,592	581	7,157	10,330	32	10,362
Total men prior year	2,165	538	7,279	9,982	14	9,996

Women

Enrolled for credit	Degree/certificate-seeking				Non-degree/ non-certificate-seeking	Total, Full-time undergraduate students
	First-time	Transfer-in	Continuing/ Returning	Total degree/certificate-seeking		
U.S. Nonresident	15	15	97	127	22	149
Hispanic/Latino	203	38	546	787	1	788
American Indian or Alaska Native	4	2	16	22	0	22
Asian	81	18	215	314	0	314
Black or African American	154	42	430	626	2	628
Native Hawaiian or Other Pacific Islander	4	0	10	14	0	14
White	2,644	424	6,953	10,021	3	10,024
Two or more races	162	22	405	589	0	589
Race and ethnicity unknown	58	11	79	148	0	148
Total women	3,325	572	8,751	12,648	28	12,676
Total women prior year	2,932	520	8,611	12,063	31	12,094

Grand total (men+women)	5,917	1,153	15,908	22,978	60	23,038
Grand total (men+women) prior year	5,097	1,058	15,890	22,045	45	22,090

Institution: University of Missouri-Columbia (178396)

User ID: 29C0011

Part A - Fall Enrollment for Full-Time Undergraduate Students: CIP CODE:13.0000

Enrollment as of the institution's official fall reporting date or as of October 15, 2024

CIP CODE: 13.0000 – Education

Full-time undergraduate students

Reporting Reminders:

- Report Hispanic/Latino individuals of any race as Hispanic/Latino
- Report race for non-Hispanic/Latino individuals only

Men

Enrolled for credit	Degree/certificate-seeking				Non-degree/ non-certificate-seeking	Total, Full-time undergraduate students
	First-time	Transfer-in	Continuing/ Returning	Total degree/certificate-seeking		
U.S. Nonresident	0	0	0	0	0	0
Hispanic/Latino	0	0	6	6	0	6
American Indian or Alaska Native	0	0	0	0	0	0
Asian	0	0	0	0	0	0
Black or African American	0	2	9	11	0	11
Native Hawaiian or Other Pacific Islander	0	0	0	0	0	0
White	28	13	114	155	0	155
Two or more races	2	0	4	6	0	6
Race and ethnicity unknown	0	0	1	1	0	1
Total men	30	15	134	179	0	179

Women

Enrolled for credit	Degree/certificate-seeking				Non-degree/ non-certificate-seeking	Total, Full-time undergraduate students
	First-time	Transfer-in	Continuing/ Returning	Total degree/certificate-seeking		
U.S. Nonresident	0	1	2	3	0	3
Hispanic/Latino	11	1	27	39	0	39
American Indian or Alaska Native	0	0	1	1	0	1
Asian	2	0	2	4	0	4
Black or African American	4	1	17	22	0	22
Native Hawaiian or Other Pacific Islander	0	0	0	0	0	0
White	128	31	451	610	0	610
Two or more races	7	2	20	29	0	29
Race and ethnicity unknown	2	0	1	3	0	3
Total women	154	36	521	711	0	711

Grand total (men+women)	184	51	655	890	0	890
Grand total (men+women) 2022-23	170	65	744	979		979

Institution: University of Missouri-Columbia (178396)

User ID: 29C0011

Part A - Fall Enrollment for Full-Time Undergraduate Students: CIP CODE:14.0000

Enrollment as of the institution's **official fall reporting date** or as of **October 15, 2024**

CIP CODE: 14.0000 – Engineering

Full-time undergraduate students

Reporting Reminders:

- Report Hispanic/Latino individuals of any race as Hispanic/Latino
- Report race for non-Hispanic/Latino individuals only

Men

Enrolled for <u>credit</u>	Degree/certificate-seeking				Non-degree/ non-certificate-seeking	Total, Full-time undergraduate students
	First-time	Transfer-in	Continuing/ Returning	Total degree/certificate-seeking		
U.S. Nonresident	2	2	19	23	0	23
Hispanic/Latino	45	2	53	100	0	100
American Indian or Alaska Native	0	0	0	0	0	0
Asian	11	2	22	35	0	35
Black or African American	17	4	39	60	0	60
Native Hawaiian or Other Pacific Islander	0	1	1	2	0	2
White	311	50	803	1,164	0	1,164
Two or more races	14	3	44	61	0	61
Race and ethnicity unknown	8	3	9	20	0	20
Total men	408	67	990	1,465	0	1,465

Women

Enrolled for <u>credit</u>	Degree/certificate-seeking				Non-degree/ non-certificate-seeking	Total, Full-time undergraduate students
	First-time	Transfer-in	Continuing/ Returning	Total degree/certificate-seeking		
U.S. Nonresident	3	1	6	10	0	10
Hispanic/Latino	9	1	25	35	0	35
American Indian or Alaska Native	0	0	1	1	0	1
Asian	6	3	18	27	0	27
Black or African American	7	1	23	31	0	31
Native Hawaiian or Other Pacific Islander	0	0	1	1	0	1
White	89	8	230	327	0	327
Two or more races	7	1	14	22	0	22
Race and ethnicity unknown	1	0	7	8	0	8
Total women	122	15	325	462	0	462

Grand total (men+women)	530	82	1,315	1,927	0	1,927
Grand total (men+women) 2022-23	470	103	1,326	1,899		1,899

Institution: University of Missouri-Columbia (178396)

User ID: 29C0011

Part A - Fall Enrollment for Full-Time Undergraduate Students: CIP CODE:26.0000

Enrollment as of the institution's official fall reporting date or as of October 15, 2024

CIP CODE: 26.0000 – Biological and Biomedical Sciences

Full-time undergraduate students

Reporting Reminders:

- Report Hispanic/Latino individuals of any race as Hispanic/Latino
- Report race for non-Hispanic/Latino individuals only

Men

Enrolled for credit	Degree/certificate-seeking				Non-degree/ non-certificate-seeking	Total, Full-time undergraduate students
	First-time	Transfer-in	Continuing/ Returning	Total degree/certificate-seeking		
U.S. Nonresident	0	0	1	1	0	1
Hispanic/Latino	9	1	22	32	0	32
American Indian or Alaska Native	1	0	1	2	0	2
Asian	13	2	22	37	0	37
Black or African American	3	3	15	21	0	21
Native Hawaiian or Other Pacific Islander	0	0	0	0	0	0
White	95	19	264	378	0	378
Two or more races	15	1	22	38	0	38
Race and ethnicity unknown	4	0	2	6	0	6
Total men	140	26	349	515	0	515

Women

Enrolled for credit	Degree/certificate-seeking				Non-degree/ non-certificate-seeking	Total, Full-time undergraduate students
	First-time	Transfer-in	Continuing/ Returning	Total degree/certificate-seeking		
U.S. Nonresident	0	1	10	11	0	11
Hispanic/Latino	15	3	45	63	0	63
American Indian or Alaska Native	1	0	0	1	0	1
Asian	16	2	30	48	0	48
Black or African American	12	9	37	58	0	58
Native Hawaiian or Other Pacific Islander	0	0	1	1	0	1
White	206	32	401	639	0	639
Two or more races	19	1	29	49	0	49
Race and ethnicity unknown	10	1	8	19	0	19
Total women	279	49	561	889	0	889

Grand total (men+women)	419	75	910	1,404	0	1,404
Grand total (men+women) 2022-23	309	50	995	1,354		1,354

Institution: University of Missouri-Columbia (178396)

User ID: 29C0011

Part A - Fall Enrollment for Full-Time Undergraduate Students: CIP CODE:27.0000

Enrollment as of the institution's official fall reporting date or as of October 15, 2024

CIP CODE: 27.0000 – Mathematics and Statistics

Full-time undergraduate students

Reporting Reminders:

- Report Hispanic/Latino individuals of any race as Hispanic/Latino
- Report race for non-Hispanic/Latino individuals only

Men

Enrolled for credit	Degree/certificate-seeking				Non-degree/ non-certificate-seeking	Total, Full-time undergraduate students
	First-time	Transfer-in	Continuing/ Returning	Total degree/certificate-seeking		
U.S. Nonresident	1	1	2	4	0	4
Hispanic/Latino	1	0	1	2	0	2
American Indian or Alaska Native	0	0	0	0	0	0
Asian	1	0	3	4	0	4
Black or African American	0	0	2	2	0	2
Native Hawaiian or Other Pacific Islander	0	0	0	0	0	0
White	24	2	84	110	0	110
Two or more races	1	0	7	8	0	8
Race/ethnicity unknown	2	0	5	7	0	7
Total men	30	3	104	137	0	137

Women

Enrolled for credit	Degree/certificate-seeking				Non-degree/ non-certificate-seeking	Total, Full-time undergraduate students
	First-time	Transfer-in	Continuing/ Returning	Total degree/certificate-seeking		
U.S. Nonresident	0	0	2	2	0	2
Hispanic/Latino	0	0	2	2	0	2
American Indian or Alaska Native	0	0	0	0	0	0
Asian	0	1	2	3	0	3
Black or African American	0	1	0	1	0	1
Native Hawaiian or Other Pacific Islander	0	0	0	0	0	0
White	10	3	25	38	0	38
Two or more races	0	0	2	2	0	2
Race/ethnicity unknown	0	0	1	1	0	1
Total women	10	5	34	49	0	49

Grand total (men+women)	40	8	138	186	0	186
Grand total (men+women) 2022-23	51	9	123	183		183

Institution: University of Missouri-Columbia (178396)

User ID: 29C0011

Part A - Fall Enrollment for Full-Time Undergraduate Students: CIP CODE:40.0000

Enrollment as of the institution's **official fall reporting date** or as of **October 15, 2024**

CIP CODE: 40.0000 – Physical Sciences

Full-time undergraduate students

Reporting Reminders:

- Report Hispanic/Latino individuals of any race as Hispanic/Latino
- Report race for non-Hispanic/Latino individuals only

Men

Enrolled for <u>credit</u>	Degree/certificate-seeking				Non-degree/ non-certificate-seeking	Total, Full-time undergraduate students
	First-time	Transfer-in	Continuing/ Returning	Total degree/certificate-seeking		
U.S. Nonresident	3	1	1	5	0	5
Hispanic/Latino	2	0	6	8	0	8
American Indian or Alaska Native	0	0	0	0	0	0
Asian	1	0	3	4	0	4
Black or African American	0	0	3	3	0	3
Native Hawaiian or Other Pacific Islander	0	0	0	0	0	0
White	45	5	145	195	0	195
Two or more races	5	1	12	18	0	18
Race/ethnicity unknown	1	0	1	2	0	2
Total men	57	7	171	235	0	235

Women

Enrolled for <u>credit</u>	Degree/certificate-seeking				Non-degree/ non-certificate-seeking	Total, Full-time undergraduate students
	First-time	Transfer-in	Continuing/ Returning	Total degree/certificate-seeking		
U.S. Nonresident	0	0	1	1	0	1
Hispanic/Latino	5	0	3	8	0	8
American Indian or Alaska Native	0	1	0	1	0	1
Asian	0	0	3	3	0	3
Black or African American	2	0	8	10	0	10
Native Hawaiian or Other Pacific Islander	0	0	1	1	0	1
White	54	5	126	185	0	185
Two or more races	2	1	8	11	0	11
Race/ethnicity unknown	1	0	4	5	0	5
Total women	64	7	154	225	0	225

Grand total (men+women)	121	14	325	460	0	460
Grand total (men+women) 2022-23	113	14	328	455		455

Institution: University of Missouri-Columbia (178396)

User ID: 29C0011

Part A - Fall Enrollment for Full-Time Undergraduate Students: CIP CODE:52.0000

Enrollment as of the institution's official fall reporting date or as of October 15, 2024

CIP CODE: 52.0000 – Business, Management, Marketing and Related Support Services

Full-time undergraduate students

Reporting Reminders:

- Report Hispanic/Latino individuals of any race as Hispanic/Latino
- Report race for non-Hispanic/Latino individuals only

Men

Enrolled for <u>credit</u>	Degree/certificate-seeking				Non-degree/ non-certificate-seeking	Total, Full-time undergraduate students
	First-time	Transfer-in	Continuing/ Returning	Total degree/certificate-seeking		
U.S. Nonresident	3	1	14	18	0	18
Hispanic/Latino	40	9	106	155	0	155
American Indian or Alaska Native	3	0	2	5	0	5
Asian	15	4	49	68	0	68
Black or African American	23	7	48	78	0	78
Native Hawaiian or Other Pacific Islander	0	0	1	1	0	1
White	715	114	1,748	2,577	0	2,577
Two or more races	28	12	71	111	0	111
Race/ethnicity unknown	19	3	30	52	0	52
Total men	846	150	2,069	3,065	0	3,065

Women

Enrolled for <u>credit</u>	Degree/certificate-seeking				Non-degree/ non-certificate-seeking	Total, Full-time undergraduate students
	First-time	Transfer-in	Continuing/ Returning	Total degree/certificate-seeking		
U.S. Nonresident	5	1	11	17	0	17
Hispanic/Latino	29	5	90	124	0	124
American Indian or Alaska Native	0	0	1	1	0	1
Asian	10	4	38	52	0	52
Black or African American	12	2	46	60	0	60
Native Hawaiian or Other Pacific Islander	1	0	2	3	0	3
White	435	55	1,141	1,631	0	1,631
Two or more races	22	3	51	76	0	76
Race/ethnicity unknown	14	2	10	26	0	26
Total women	528	72	1,390	1,990	0	1,990

Grand total (men+women)	1,374	222	3,459	5,055	0	5,055
Grand total (men+women) 2022-23	1,026	227	3,341	4,594		4,594

Institution: University of Missouri-Columbia (178396)

User ID: 29C0011

Part A - Fall Enrollment for Part-time Undergraduate Students

Enrollment as of the institution's official fall reporting date or as of October 15, 2024

Part-time Undergraduate Students

Reporting Reminders:

- Report Hispanic/Latino individuals of any race as Hispanic/Latino
- Report race for non-Hispanic/Latino individuals only
- Even though Teacher Preparation certificate programs may require a bachelor's degree for admission, they are considered subbaccalaureate undergraduate programs, and students in these programs are undergraduate students.

Men

Enrolled for credit	Degree/certificate-seeking				Non-degree/ non-certificate-seeking	Total, part-time undergraduate students
	First-time	Transfer-in	Continuing/ Returning	Total degree/certificate-seeking		
U.S. Nonresident	3	3	3	9	1	10
Hispanic/Latino	2	2	26	30	22	52
American Indian or Alaska Native	0	0	0	0	1	1
Asian	0	0	15	15	7	22
Black or African American	1	3	31	35	18	53
Native Hawaiian or Other Pacific Islander	0	0	0	0	0	0
White	11	19	290	320	184	504
Two or more races	0	1	18	19	8	27
Race and ethnicity unknown	1	1	3	5	10	15
Total men	18	29	386	433	251	684
Total men prior year	22	28	438	488	267	755

Women

Enrolled for credit	Degree/certificate-seeking				Non-degree/ non-certificate-seeking	Total, part-time undergraduate students
	First-time	Transfer-in	Continuing/ Returning	Total degree/certificate-seeking		
U.S. Nonresident	0	3	4	7	0	7
Hispanic/Latino	1	4	29	34	14	48
American Indian or Alaska Native	0	1	1	2	1	3
Asian	2	1	12	15	11	26
Black or African American	3	7	31	41	15	56
Native Hawaiian or Other Pacific Islander	0	0	0	0	1	1
White	11	41	334	386	156	542
Two or more races	1	3	21	25	5	30
Race and ethnicity unknown	0	0	8	8	6	14
Total women	18	60	440	518	209	727
Total women prior year	20	78	487	585	183	768

Grand total (men+women)	36	89	826	951	460	1,411
Grand total (men+women) prior year	42	106	925	1,073	450	1,523

Institution: University of Missouri-Columbia (178396)

User ID: 29C0011

Part A - Fall Enrollment for Part-time Undergraduate Students: CIP CODE:13.0000

Enrollment as of the institution's **official fall reporting date** or as of **October 15, 2024**

CIP CODE: 13.0000 – Education

Part-time undergraduate students

Reporting Reminders:

- Report Hispanic/Latino individuals of any race as Hispanic/Latino
- Report race for non-Hispanic/Latino individuals only

Men

Enrolled for <u>credit</u>	Degree/certificate-seeking				Non-degree/ non-certificate-seeking	Total, part-time undergraduate students
	First-time	Transfer-in	Continuing/ Returning	Total degree/certificate-seeking		
U.S. Nonresident	<input type="text" value="0"/>	<input type="text" value="0"/>	<input type="text" value="0"/>	0	<input type="text" value="0"/>	0
Hispanic/Latino	<input type="text" value="0"/>	<input type="text" value="0"/>	<input type="text" value="0"/>	0	<input type="text" value="0"/>	0
American Indian or Alaska Native	<input type="text" value="0"/>	<input type="text" value="0"/>	<input type="text" value="0"/>	0	<input type="text" value="0"/>	0
Asian	<input type="text" value="0"/>	<input type="text" value="0"/>	<input type="text" value="1"/>	1	<input type="text" value="0"/>	1
Black or African American	<input type="text" value="1"/>	<input type="text" value="0"/>	<input type="text" value="1"/>	2	<input type="text" value="0"/>	2
Native Hawaiian or Other Pacific Islander	<input type="text" value="0"/>	<input type="text" value="0"/>	<input type="text" value="0"/>	0	<input type="text" value="0"/>	0
White	<input type="text" value="0"/>	<input type="text" value="0"/>	<input type="text" value="5"/>	5	<input type="text" value="0"/>	5
Two or more races	<input type="text" value="0"/>	<input type="text" value="0"/>	<input type="text" value="0"/>	0	<input type="text" value="0"/>	0
Race/ethnicity unknown	<input type="text" value="0"/>	<input type="text" value="0"/>	<input type="text" value="0"/>	0	<input type="text" value="0"/>	0
Total men	1	0	7	8	0	8

Women

Enrolled for <u>credit</u>	Degree/certificate-seeking				Non-degree/ non-certificate-seeking	Total, part-time undergraduate students
	First-time	Transfer-in	Continuing/ Returning	Total degree/certificate-seeking		
U.S. Nonresident	<input type="text" value="0"/>	<input type="text" value="0"/>	<input type="text" value="0"/>	0	<input type="text" value="0"/>	0
Hispanic/Latino	<input type="text" value="0"/>	<input type="text" value="0"/>	<input type="text" value="0"/>	0	<input type="text" value="0"/>	0
American Indian or Alaska Native	<input type="text" value="0"/>	<input type="text" value="0"/>	<input type="text" value="0"/>	0	<input type="text" value="0"/>	0
Asian	<input type="text" value="0"/>	<input type="text" value="0"/>	<input type="text" value="0"/>	0	<input type="text" value="0"/>	0
Black or African American	<input type="text" value="0"/>	<input type="text" value="0"/>	<input type="text" value="0"/>	0	<input type="text" value="0"/>	0
Native Hawaiian or Other Pacific Islander	<input type="text" value="0"/>	<input type="text" value="0"/>	<input type="text" value="0"/>	0	<input type="text" value="0"/>	0
White	<input type="text" value="0"/>	<input type="text" value="2"/>	<input type="text" value="13"/>	15	<input type="text" value="0"/>	15
Two or more races	<input type="text" value="0"/>	<input type="text" value="0"/>	<input type="text" value="0"/>	0	<input type="text" value="0"/>	0
Race/ethnicity unknown	<input type="text" value="0"/>	<input type="text" value="0"/>	<input type="text" value="0"/>	0	<input type="text" value="0"/>	0
Total women	0	2	13	15	0	15

Grand total (men+women)	1	2	20	23	0	23
Grand total (men+women) 2022-23	1	2	30	33		33

Institution: University of Missouri-Columbia (178396)

User ID: 29C0011

Part A - Fall Enrollment for Part-time Undergraduate Students: CIP CODE:14.0000

Enrollment as of the institution's official fall reporting date or as of October 15, 2024

CIP CODE: 14.0000 – Engineering

Part-time undergraduate students

Reporting Reminders:

- Report Hispanic/Latino individuals of any race as Hispanic/Latino
- Report race for non-Hispanic/Latino individuals only

Men

Enrolled for credit	Degree/certificate-seeking				Non-degree/ non-certificate-seeking	Total, part-time undergraduate students
	First-time	Transfer-in	Continuing/ Returning	Total degree/certificate-seeking		
U.S. Nonresident	0	0	1	1	0	1
Hispanic/Latino	0	0	0	0	0	0
American Indian or Alaska Native	0	0	0	0	0	0
Asian	0	0	0	0	0	0
Black or African American	0	1	6	7	0	7
Native Hawaiian or Other Pacific Islander	0	0	0	0	0	0
White	0	1	37	38	0	38
Two or more races	0	0	1	1	0	1
Race and ethnicity unknown	1	0	0	1	0	1
Total men	1	2	45	48	0	48

Women

Enrolled for credit	Degree/certificate-seeking				Non-degree/ non-certificate-seeking	Total, part-time undergraduate students
	First-time	Transfer-in	Continuing/ Returning	Total degree/certificate-seeking		
U.S. Nonresident	0	0	0	0	0	0
Hispanic/Latino	0	0	2	2	0	2
American Indian or Alaska Native	0	0	0	0	0	0
Asian	0	0	0	0	0	0
Black or African American	0	0	2	2	0	2
Native Hawaiian or Other Pacific Islander	0	0	0	0	0	0
White	0	1	4	5	0	5
Two or more races	0	0	1	1	0	1
Race and ethnicity unknown	0	0	2	2	0	2
Total women	0	1	11	12	0	12

Grand total (men+women)	1	3	56	60	0	60
Grand total (men+women) 2022-23	7	5	62	74		74

Institution: University of Missouri-Columbia (178396)

User ID: 29C0011

Part A - Fall Enrollment for Part-time Undergraduate Students: CIP CODE:26.0000

Enrollment as of the institution's official fall reporting date or as of October 15, 2024

CIP CODE: 26.0000 – Biological and Biomedical Sciences

Part-time undergraduate students

Reporting Reminders:

- Report Hispanic/Latino individuals of any race as Hispanic/Latino
- Report race for non-Hispanic/Latino individuals only

Men

Enrolled for <u>credit</u>	Degree/certificate-seeking				Non-degree/ non-certificate-seeking	Total, part-time undergraduate students
	First-time	Transfer-in	Continuing/ Returning	Total degree/certificate-seeking		
U.S. Nonresident	<input type="text" value="0"/>	<input type="text" value="1"/>	<input type="text" value="0"/>	1	<input type="text" value="0"/>	1
Hispanic/Latino	<input type="text" value="0"/>	<input type="text" value="0"/>	<input type="text" value="1"/>	1	<input type="text" value="0"/>	1
American Indian or Alaska Native	<input type="text" value="0"/>	<input type="text" value="0"/>	<input type="text" value="0"/>	0	<input type="text" value="0"/>	0
Asian	<input type="text" value="0"/>	<input type="text" value="0"/>	<input type="text" value="0"/>	0	<input type="text" value="0"/>	0
Black or African American	<input type="text" value="0"/>	<input type="text" value="0"/>	<input type="text" value="0"/>	0	<input type="text" value="0"/>	0
Native Hawaiian or Other Pacific Islander	<input type="text" value="0"/>	<input type="text" value="0"/>	<input type="text" value="0"/>	0	<input type="text" value="0"/>	0
White	<input type="text" value="1"/>	<input type="text" value="2"/>	<input type="text" value="16"/>	19	<input type="text" value="0"/>	19
Two or more races	<input type="text" value="0"/>	<input type="text" value="0"/>	<input type="text" value="0"/>	0	<input type="text" value="0"/>	0
Race and ethnicity unknown	<input type="text" value="0"/>	<input type="text" value="0"/>	<input type="text" value="0"/>	0	<input type="text" value="0"/>	0
Total men	1	3	17	21	0	21

Women

Enrolled for <u>credit</u>	Degree/certificate-seeking				Non-degree/ non-certificate-seeking	Total, part-time undergraduate students
	First-time	Transfer-in	Continuing/ Returning	Total degree/certificate-seeking		
U.S. Nonresident	<input type="text" value="0"/>	<input type="text" value="0"/>	<input type="text" value="1"/>	1	<input type="text" value="0"/>	1
Hispanic/Latino	<input type="text" value="1"/>	<input type="text" value="1"/>	<input type="text" value="2"/>	4	<input type="text" value="0"/>	4
American Indian or Alaska Native	<input type="text" value="0"/>	<input type="text" value="0"/>	<input type="text" value="0"/>	0	<input type="text" value="0"/>	0
Asian	<input type="text" value="1"/>	<input type="text" value="0"/>	<input type="text" value="2"/>	3	<input type="text" value="0"/>	3
Black or African American	<input type="text" value="0"/>	<input type="text" value="0"/>	<input type="text" value="3"/>	3	<input type="text" value="0"/>	3
Native Hawaiian or Other Pacific Islander	<input type="text" value="0"/>	<input type="text" value="0"/>	<input type="text" value="0"/>	0	<input type="text" value="0"/>	0
White	<input type="text" value="2"/>	<input type="text" value="0"/>	<input type="text" value="12"/>	14	<input type="text" value="0"/>	14
Two or more races	<input type="text" value="0"/>	<input type="text" value="0"/>	<input type="text" value="0"/>	0	<input type="text" value="0"/>	0
Race and ethnicity unknown	<input type="text" value="0"/>	<input type="text" value="0"/>	<input type="text" value="0"/>	0	<input type="text" value="0"/>	0
Total women	4	1	20	25	0	25

Grand total (men+women)	5	4	37	46	0	46
Grand total (men+women) 2022-23	3	5	38	46		46

Institution: University of Missouri-Columbia (178396)

User ID: 29C0011

Part A - Fall Enrollment for Part-time Undergraduate Students: CIP CODE:27.0000

Enrollment as of the institution's official fall reporting date or as of October 15, 2024

CIP CODE: 27.0000 – Mathematics and Statistics

Part-time undergraduate students

Reporting Reminders:

- Report Hispanic/Latino individuals of any race as Hispanic/Latino
- Report race for non-Hispanic/Latino individuals only

Men

Enrolled for credit	Degree/certificate-seeking				Non-degree/ non-certificate-seeking	Total, part-time undergraduate students
	First-time	Transfer-in	Continuing/ Returning	Total degree/certificate-seeking		
U.S. Nonresident	<input type="text" value="0"/>	<input type="text" value="0"/>	<input type="text" value="0"/>	0	<input type="text" value="0"/>	0
Hispanic/Latino	<input type="text" value="0"/>	<input type="text" value="0"/>	<input type="text" value="0"/>	0	<input type="text" value="0"/>	0
American Indian or Alaska Native	<input type="text" value="0"/>	<input type="text" value="0"/>	<input type="text" value="0"/>	0	<input type="text" value="0"/>	0
Asian	<input type="text" value="0"/>	<input type="text" value="0"/>	<input type="text" value="0"/>	0	<input type="text" value="0"/>	0
Black or African American	<input type="text" value="0"/>	<input type="text" value="0"/>	<input type="text" value="1"/>	1	<input type="text" value="0"/>	1
Native Hawaiian or Other Pacific Islander	<input type="text" value="0"/>	<input type="text" value="0"/>	<input type="text" value="0"/>	0	<input type="text" value="0"/>	0
White	<input type="text" value="0"/>	<input type="text" value="0"/>	<input type="text" value="6"/>	6	<input type="text" value="0"/>	6
Two or more races	<input type="text" value="0"/>	<input type="text" value="0"/>	<input type="text" value="0"/>	0	<input type="text" value="0"/>	0
Race/ethnicity unknown	<input type="text" value="0"/>	<input type="text" value="0"/>	<input type="text" value="0"/>	0	<input type="text" value="0"/>	0
Total men	0	0	7	7	0	7

Women

Enrolled for credit	Degree/certificate-seeking				Non-degree/ non-certificate-seeking	Total, part-time undergraduate students
	First-time	Transfer-in	Continuing/ Returning	Total degree/certificate-seeking		
U.S. Nonresident	<input type="text" value="0"/>	<input type="text" value="1"/>	<input type="text" value="0"/>	1	<input type="text" value="0"/>	1
Hispanic/Latino	<input type="text" value="0"/>	<input type="text" value="0"/>	<input type="text" value="0"/>	0	<input type="text" value="0"/>	0
American Indian or Alaska Native	<input type="text" value="0"/>	<input type="text" value="0"/>	<input type="text" value="0"/>	0	<input type="text" value="0"/>	0
Asian	<input type="text" value="0"/>	<input type="text" value="0"/>	<input type="text" value="0"/>	0	<input type="text" value="0"/>	0
Black or African American	<input type="text" value="0"/>	<input type="text" value="0"/>	<input type="text" value="0"/>	0	<input type="text" value="0"/>	0
Native Hawaiian or Other Pacific Islander	<input type="text" value="0"/>	<input type="text" value="0"/>	<input type="text" value="0"/>	0	<input type="text" value="0"/>	0
White	<input type="text" value="0"/>	<input type="text" value="0"/>	<input type="text" value="0"/>	0	<input type="text" value="0"/>	0
Two or more races	<input type="text" value="0"/>	<input type="text" value="0"/>	<input type="text" value="0"/>	0	<input type="text" value="0"/>	0
Race/ethnicity unknown	<input type="text" value="0"/>	<input type="text" value="0"/>	<input type="text" value="0"/>	0	<input type="text" value="0"/>	0
Total women	0	1	<input checked="" type="checkbox"/> 0	1	0	1

Grand total (men+women)	0	1	7	8	0	8
Grand total (men+women) 2022-23	2	2	6	10		10

Institution: University of Missouri-Columbia (178396)

User ID: 29C0011

Part A - Fall Enrollment for Part-time Undergraduate Students: CIP CODE:40.0000

Enrollment as of the institution's official fall reporting date or as of October 15, 2024

CIP CODE: 40.0000 – Physical Sciences

Part-time undergraduate students

Reporting Reminders:

- Report Hispanic/Latino individuals of any race as Hispanic/Latino
- Report race for non-Hispanic/Latino individuals only

Men

Enrolled for <u>credit</u>	Degree/certificate-seeking				Non-degree/ non-certificate-seeking	Total, part-time undergraduate students
	First-time	Transfer-in	Continuing/ Returning	Total degree/certificate-seeking		
U.S. Nonresident	<input type="text" value="0"/>	<input type="text" value="0"/>	<input type="text" value="0"/>	0	<input type="text" value="0"/>	0
Hispanic/Latino	<input type="text" value="0"/>	<input type="text" value="0"/>	<input type="text" value="0"/>	0	<input type="text" value="0"/>	0
American Indian or Alaska Native	<input type="text" value="0"/>	<input type="text" value="0"/>	<input type="text" value="0"/>	0	<input type="text" value="0"/>	0
Asian	<input type="text" value="0"/>	<input type="text" value="0"/>	<input type="text" value="0"/>	0	<input type="text" value="0"/>	0
Black or African American	<input type="text" value="0"/>	<input type="text" value="0"/>	<input type="text" value="0"/>	0	<input type="text" value="0"/>	0
Native Hawaiian or Other Pacific Islander	<input type="text" value="0"/>	<input type="text" value="0"/>	<input type="text" value="0"/>	0	<input type="text" value="0"/>	0
White	<input type="text" value="0"/>	<input type="text" value="0"/>	<input type="text" value="7"/>	7	<input type="text" value="0"/>	7
Two or more races	<input type="text" value="0"/>	<input type="text" value="0"/>	<input type="text" value="0"/>	0	<input type="text" value="0"/>	0
Race and ethnicity unknown	<input type="text" value="0"/>	<input type="text" value="0"/>	<input type="text" value="0"/>	0	<input type="text" value="0"/>	0
Total men	0	0	7	7	0	7

Women

Enrolled for <u>credit</u>	Degree/certificate-seeking				Non-degree/ non-certificate-seeking	Total, part-time undergraduate students
	First-time	Transfer-in	Continuing/ Returning	Total degree/certificate-seeking		
U.S. Nonresident	<input type="text" value="0"/>	<input type="text" value="0"/>	<input type="text" value="0"/>	0	<input type="text" value="0"/>	0
Hispanic/Latino	<input type="text" value="0"/>	<input type="text" value="0"/>	<input type="text" value="1"/>	1	<input type="text" value="0"/>	1
American Indian or Alaska Native	<input type="text" value="0"/>	<input type="text" value="0"/>	<input type="text" value="0"/>	0	<input type="text" value="0"/>	0
Asian	<input type="text" value="0"/>	<input type="text" value="0"/>	<input type="text" value="0"/>	0	<input type="text" value="0"/>	0
Black or African American	<input type="text" value="0"/>	<input type="text" value="0"/>	<input type="text" value="0"/>	0	<input type="text" value="0"/>	0
Native Hawaiian or Other Pacific Islander	<input type="text" value="0"/>	<input type="text" value="0"/>	<input type="text" value="0"/>	0	<input type="text" value="0"/>	0
White	<input type="text" value="0"/>	<input type="text" value="0"/>	<input type="text" value="10"/>	10	<input type="text" value="0"/>	10
Two or more races	<input type="text" value="1"/>	<input type="text" value="0"/>	<input type="text" value="2"/>	3	<input type="text" value="0"/>	3
Race and ethnicity unknown	<input type="text" value="0"/>	<input type="text" value="0"/>	<input type="text" value="0"/>	0	<input type="text" value="0"/>	0
Total women	1	0	13	14	0	14

Grand total (men+women)	1	0	20	21	0	21
Grand total (men+women) 2022-23	2	1	25	28		28

Institution: University of Missouri-Columbia (178396)

User ID: 29C0011

Part A - Fall Enrollment for Part-time Undergraduate Students: CIP CODE:52.0000

Enrollment as of the institution's official fall reporting date or as of October 15, 2024

CIP CODE: 52.0000 – Business, Management, Marketing and Related Support Services

Part-time undergraduate students

Reporting Reminders:

- Report Hispanic/Latino individuals of any race as Hispanic/Latino
- Report race for non-Hispanic/Latino individuals only

Men

Enrolled for credit	Degree/certificate-seeking				Non-degree/ non-certificate-seeking	Total, part-time undergraduate students
	First-time	Transfer-in	Continuing/ Returning	Total degree/certificate-seeking		
U.S. Nonresident	1	0	0	1	0	1
Hispanic/Latino	1	1	9	11	0	11
American Indian or Alaska Native	0	0	0	0	0	0
Asian	0	0	2	2	0	2
Black or African American	0	1	6	7	0	7
Native Hawaiian or Other Pacific Islander	0	0	0	0	0	0
White	4	4	72	80	0	80
Two or more races	0	1	4	5	0	5
Race and ethnicity unknown	0	0	1	1	0	1
Total men	6	7	94	107	0	107

Women

Enrolled for credit	Degree/certificate-seeking				Non-degree/ non-certificate-seeking	Total, part-time undergraduate students
	First-time	Transfer-in	Continuing/ Returning	Total degree/certificate-seeking		
U.S. Nonresident	0	0	1	1	0	1
Hispanic/Latino	0	0	4	4	0	4
American Indian or Alaska Native	0	0	0	0	0	0
Asian	0	0	0	0	0	0
Black or African American	0	1	1	2	0	2
Native Hawaiian or Other Pacific Islander	0	0	0	0	0	0
White	0	2	38	40	0	40
Two or more races	0	2	3	5	0	5
Race and ethnicity unknown	0	0	1	1	0	1
Total women	0	5	48	53	0	53

Grand total (men+women)	6	12	142	160	0	160
Grand total (men+women) 2022-23	13	11	166	190		190

Institution: University of Missouri-Columbia (178396)

User ID: 29C0011

Part A - Fall Enrollment for Undergraduate Students Total

Enrollment as of the institution's **official fall reporting date** or as of **October 15, 2024**

Undergraduate Students

Men

Enrolled for credit	Total full-time undergraduate students	Total part-time undergraduate students	Grand total, all undergraduate students
U.S. Nonresident	118	10	128
Hispanic/Latino	625	52	677
American Indian or Alaska Native	16	1	17
Asian	303	22	325
Black or African American	448	53	501
Native Hawaiian or Other Pacific Islander	6	0	6
White	8,242	504	8,746
Two or more races	453	27	480
Race and ethnicity unknown	151	15	166
Total men	10,362	684	11,046

Women

Enrolled for credit	Total full-time students	Total part-time students	Grand total, all students
U.S. Nonresident	149	7	156
Hispanic/Latino	788	48	836
American Indian or Alaska Native	22	3	25
Asian	314	26	340
Black or African American	628	56	684
Native Hawaiian or Other Pacific Islander	14	1	15
White	10,024	542	10,566
Two or more races	589	30	619
Race and ethnicity unknown	148	14	162
Total women	12,676	727	13,403
Grand Total (men+women)	23,038	1,411	24,449

Institution: University of Missouri-Columbia (178396)

User ID: 29C0011

Part A - Fall Enrollment for Graduate Students

Enrollment as of the institution's **official fall reporting date** or as of **October 15, 2024**

Graduate Students

Reporting Reminder:

- Report Hispanic/Latino individuals of any race as Hispanic/Latino
- Report race for non-Hispanic/Latino individuals only

Graduate Student Reporting Reminder:

- Report **all** postbaccalaureate degree and certificate students as graduate students, including any doctor's-professional practice students (formerly first-professional)
- Even though Teacher Preparation certificate programs may require a bachelor's degree for admission, they are considered subbaccalaureate undergraduate programs, and students in these programs are undergraduate students.

Men

Enrolled for <u>credit</u>	Total <u>full-time</u>	Total <u>part-time</u>	Total graduate students
U.S. Nonresident	371	213	584
Hispanic/Latino	85	46	131
American Indian or Alaska Native	3	3	6
Asian	76	37	113
Black or African American	90	71	161
Native Hawaiian or Other Pacific Islander	1	0	1
White	961	635	1,596
Two or more races	50	21	71
Race and ethnicity unknown	75	20	95
Total men	1,712	1,046	2,758
Total men prior year	1,679	1,086	2,765

Women

Enrolled for <u>credit</u>	Total <u>full-time</u>	Total <u>part-time</u>	Total graduate students
U.S. Nonresident	415	134	549
Hispanic/Latino	140	59	199
American Indian or Alaska Native	3	1	4
Asian	101	54	155
Black or African American	141	115	256
Native Hawaiian or Other Pacific Islander	0	2	2
White	1,662	1,320	2,982
Two or more races	67	44	111
Race and ethnicity unknown	60	18	78
Total women	2,589	1,747	4,336
Total women prior year	2,626	2,009	4,635

Grand total (men+women)	4,301	2,793	7,094
Grand total (men+women) prior year	4,305	3,095	7,400

Institution: University of Missouri-Columbia (178396)

User ID: 29C0011

Part A - Fall Enrollment for Graduate Students: CIP CODE:13.0000

Enrollment as of the institution's **official fall reporting date** or as of **October 15, 2024**

CIP CODE: 13.0000 – Education

Graduate students

Reporting Reminders:

- Report Hispanic/Latino individuals of any race as Hispanic/Latino
- Report race for non-Hispanic/Latino individuals only
- Report all postbaccalaureate degree and certificate students as graduate students, including any doctor's-professional practice students (formerly first-professional)

Men

Students enrolled for <u>credit</u>	Total <u>full-time</u>	Total <u>part-time</u>	Total graduate students
<u>U.S. Nonresident</u>	<input type="text" value="17"/>	<input type="text" value="10"/>	27
<u>Hispanic/Latino</u>	<input type="text" value="8"/>	<input type="text" value="8"/>	16
<u>American Indian or Alaska Native</u>	<input type="text" value="1"/>	<input type="text" value="0"/>	1
<u>Asian</u>	<input type="text" value="1"/>	<input type="text" value="2"/>	3
<u>Black or African American</u>	<input type="text" value="16"/>	<input type="text" value="19"/>	35
<u>Native Hawaiian or Other Pacific Islander</u>	<input type="text" value="0"/>	<input type="text" value="0"/>	0
<u>White</u>	<input type="text" value="52"/>	<input type="text" value="124"/>	176
<u>Two or more races</u>	<input type="text" value="7"/>	<input type="text" value="5"/>	12
<u>Race and ethnicity unknown</u>	<input type="text" value="1"/>	<input type="text" value="2"/>	3
Total men	103	170	273

Women

Students enrolled for <u>credit</u>	Total <u>full-time</u>	Total <u>part-time</u>	Total graduate students
<u>U.S. Nonresident</u>	<input type="text" value="31"/>	<input type="text" value="10"/>	41
<u>Hispanic/Latino</u>	<input type="text" value="8"/>	<input type="text" value="12"/>	20
<u>American Indian or Alaska Native</u>	<input type="text" value="1"/>	<input type="text" value="0"/>	1
<u>Asian</u>	<input type="text" value="3"/>	<input type="text" value="6"/>	9
<u>Black or African American</u>	<input type="text" value="18"/>	<input type="text" value="32"/>	50
<u>Native Hawaiian or Other Pacific Islander</u>	<input type="text" value="0"/>	<input type="text" value="0"/>	0
<u>White</u>	<input type="text" value="131"/>	<input type="text" value="365"/>	496
<u>Two or more races</u>	<input type="text" value="9"/>	<input type="text" value="7"/>	16
<u>Race and ethnicity unknown</u>	<input type="text" value="2"/>	<input type="text" value="5"/>	7
Total women	203	437	640
Grand total (men+women)	306	607	913
Grand total (men+women) 2022-23	361	832	1,193

Institution: University of Missouri-Columbia (178396)

User ID: 29C0011

Part A - Fall Enrollment for Graduate Students: CIP CODE:14.0000

Enrollment as of the institution's **official fall reporting date** or as of **October 15, 2024**

CIP CODE: 14.0000 – Engineering

Graduate students

Reporting Reminders:

- Report Hispanic/Latino individuals of any race as Hispanic/Latino
- Report race for non-Hispanic/Latino individuals only
- Report all postbaccalaureate degree and certificate students as graduate students, including any doctor's-professional practice students (formerly first-professional)

Men

Students enrolled for <u>credit</u>	Total <u>full-time</u>	Total <u>part-time</u>	Total graduate students
<u>U.S. Nonresident</u>	51	72	123
<u>Hispanic/Latino</u>	5	4	9
<u>American Indian or Alaska Native</u>	0	0	0
<u>Asian</u>	2	5	7
<u>Black or African American</u>	0	3	3
<u>Native Hawaiian or Other Pacific Islander</u>	0	0	0
<u>White</u>	31	21	52
<u>Two or more races</u>	3	0	3
<u>Race and ethnicity unknown</u>	2	3	5
Total men	94	108	202

Women

Students enrolled for <u>credit</u>	Total <u>full-time</u>	Total <u>part-time</u>	Total graduate students
<u>U.S. Nonresident</u>	39	29	68
<u>Hispanic/Latino</u>	1	1	2
<u>American Indian or Alaska Native</u>	0	0	0
<u>Asian</u>	2	1	3
<u>Black or African American</u>	0	2	2
<u>Native Hawaiian or Other Pacific Islander</u>	0	0	0
<u>White</u>	11	9	20
<u>Two or more races</u>	0	0	0
<u>Race and ethnicity unknown</u>	2	3	5
Total women	55	45	100
Grand total (men+women)	149	153	302
Grand total (men+women) 2022-23	124	144	268

Institution: University of Missouri-Columbia (178396)

User ID: 29C0011

Part A - Fall Enrollment for Graduate Students: CIP CODE:26.0000

Enrollment as of the institution's official fall reporting date or as of October 15, 2024

CIP CODE: 26.0000 – Biological and Biomedical Sciences

Graduate students

Reporting Reminders:

- Report Hispanic/Latino individuals of any race as Hispanic/Latino
- Report race for non-Hispanic/Latino individuals only
- Report all postbaccalaureate degree and certificate students as graduate students, including any doctor's-professional practice students (formerly first-professional)

Men

Students enrolled for <u>credit</u>	Total <u>full-time</u>	Total <u>part-time</u>	Total graduate students
<u>U.S. Nonresident</u>	<input type="text" value="26"/>	<input type="text" value="5"/>	31
<u>Hispanic/Latino</u>	<input type="text" value="8"/>	<input type="text" value="1"/>	9
<u>American Indian or Alaska Native</u>	<input type="text" value="0"/>	<input type="text" value="0"/>	0
<u>Asian</u>	<input type="text" value="5"/>	<input type="text" value="0"/>	5
<u>Black or African American</u>	<input type="text" value="3"/>	<input type="text" value="1"/>	4
<u>Native Hawaiian or Other Pacific Islander</u>	<input type="text" value="0"/>	<input type="text" value="0"/>	0
<u>White</u>	<input type="text" value="40"/>	<input type="text" value="7"/>	47
<u>Two or more races</u>	<input type="text" value="1"/>	<input type="text" value="0"/>	1
<u>Race and ethnicity unknown</u>	<input type="text" value="0"/>	<input type="text" value="0"/>	0
Total men	83	14	97

Women

Students enrolled for <u>credit</u>	Total <u>full-time</u>	Total <u>part-time</u>	Total graduate students
<u>U.S. Nonresident</u>	<input type="text" value="54"/>	<input type="text" value="8"/>	62
<u>Hispanic/Latino</u>	<input type="text" value="9"/>	<input type="text" value="4"/>	13
<u>American Indian or Alaska Native</u>	<input type="text" value="0"/>	<input type="text" value="0"/>	0
<u>Asian</u>	<input type="text" value="2"/>	<input type="text" value="3"/>	5
<u>Black or African American</u>	<input type="text" value="5"/>	<input type="text" value="0"/>	5
<u>Native Hawaiian or Other Pacific Islander</u>	<input type="text" value="0"/>	<input type="text" value="0"/>	0
<u>White</u>	<input type="text" value="44"/>	<input type="text" value="37"/>	81
<u>Two or more races</u>	<input type="text" value="3"/>	<input type="text" value="2"/>	5
<u>Race and ethnicity unknown</u>	<input type="text" value="2"/>	<input type="text" value="0"/>	2
Total women	119	54	173
Grand total (men+women)	202	68	270
Grand total (men+women) 2022-23	158	62	220

Institution: University of Missouri-Columbia (178396)

User ID: 29C0011

Part A - Fall Enrollment for Graduate Students: CIP CODE:27.0000

Enrollment as of the institution's **official fall reporting date** or as of **October 15, 2024**

CIP CODE: 27.0000 – Mathematics and Statistics

Graduate students

Reporting Reminders:

- Report Hispanic/Latino individuals of any race as Hispanic/Latino
- Report race for non-Hispanic/Latino individuals only
- Report all postbaccalaureate degree and certificate students as graduate students, including any doctor's-professional practice students (formerly first-professional)

Men

Students enrolled for <u>credit</u>	Total <u>full-time</u>	Total <u>part-time</u>	Total graduate students
U.S. Nonresident	21	4	25
Hispanic/Latino	0	1	1
American Indian or Alaska Native	0	0	0
Asian	3	1	4
Black or African American	1	0	1
Native Hawaiian or Other Pacific Islander	0	0	0
White	25	2	27
Two or more races	2	0	2
Race/ethnicity unknown	2	0	2
Total men	54	8	62

Women

Students enrolled for <u>credit</u>	Total <u>full-time</u>	Total <u>part-time</u>	Total graduate students
U.S. Nonresident	15	4	19
Hispanic/Latino	0	0	0
American Indian or Alaska Native	0	0	0
Asian	0	1	1
Black or African American	0	0	0
Native Hawaiian or Other Pacific Islander	0	0	0
White	1	1	2
Two or more races	0	0	0
Race/ethnicity unknown	0	0	0
Total women	16	6	22

Grand total (men+women)	70	14	84
Grand total (men+women) 2022-23	78	15	93

Institution: University of Missouri-Columbia (178396)

User ID: 29C0011

Part A - Fall Enrollment for Graduate Students: CIP CODE:40.0000

Enrollment as of the institution's **official fall reporting date** or as of **October 15, 2024**

CIP CODE: 40.0000 – Physical Sciences

Graduate students

Reporting Reminders:

- Report Hispanic/Latino individuals of any race as Hispanic/Latino
- Report race for non-Hispanic/Latino individuals only
- Report all postbaccalaureate degree and certificate students as graduate students, including any doctor's-professional practice students (formerly first-professional)

Men

Students enrolled for <u>credit</u>	Total <u>full-time</u>	Total <u>part-time</u>	Total graduate students
<u>U.S. Nonresident</u>	47	15	62
<u>Hispanic/Latino</u>	1	0	1
<u>American Indian or Alaska Native</u>	0	0	0
<u>Asian</u>	3	0	3
<u>Black or African American</u>	0	0	0
<u>Native Hawaiian or Other Pacific Islander</u>	0	0	0
<u>White</u>	38	10	48
<u>Two or more races</u>	2	0	2
<u>Race and ethnicity unknown</u>	1	1	2
Total men	92	26	118

Women

Students enrolled for <u>credit</u>	Total <u>full-time</u>	Total <u>part-time</u>	Total graduate students
<u>U.S. Nonresident</u>	32	8	40
<u>Hispanic/Latino</u>	1	0	1
<u>American Indian or Alaska Native</u>	0	0	0
<u>Asian</u>	1	0	1
<u>Black or African American</u>	4	0	4
<u>Native Hawaiian or Other Pacific Islander</u>	0	0	0
<u>White</u>	27	2	29
<u>Two or more races</u>	0	0	0
<u>Race and ethnicity unknown</u>	1	0	1
Total women	66	10	76
Grand total (men+women)	158	36	194
Grand total (men+women) 2022-23	141	20	161

Institution: University of Missouri-Columbia (178396)

User ID: 29C0011

Part A - Fall Enrollment for Graduate Students: CIP CODE:52.0000

Enrollment as of the institution's official fall reporting date or as of October 15, 2024

CIP CODE: 52.0000 – Business, Management, Marketing and Related Support Services

Graduate students

Reporting Reminders:

- Report Hispanic/Latino individuals of any race as Hispanic/Latino
- Report race for non-Hispanic/Latino individuals only
- Report all postbaccalaureate degree and certificate students as graduate students, including any doctor's-professional practice students (formerly first-professional)

Men

Students enrolled for <u>credit</u>	Total <u>full-time</u>	Total <u>part-time</u>	Total graduate students
<u>U.S. Nonresident</u>	13	7	20
<u>Hispanic/Latino</u>	7	7	14
<u>American Indian or Alaska Native</u>	0	0	0
<u>Asian</u>	5	4	9
<u>Black or African American</u>	5	16	21
<u>Native Hawaiian or Other Pacific Islander</u>	0	0	0
<u>White</u>	154	118	272
<u>Two or more races</u>	4	4	8
<u>Race and ethnicity unknown</u>	1	1	2
Total men	189	157	346

Women

Students enrolled for <u>credit</u>	Total <u>full-time</u>	Total <u>part-time</u>	Total graduate students
<u>U.S. Nonresident</u>	11	2	13
<u>Hispanic/Latino</u>	3	3	6
<u>American Indian or Alaska Native</u>	0	0	0
<u>Asian</u>	7	4	11
<u>Black or African American</u>	6	11	17
<u>Native Hawaiian or Other Pacific Islander</u>	0	0	0
<u>White</u>	88	79	167
<u>Two or more races</u>	1	3	4
<u>Race and ethnicity unknown</u>	1	0	1
Total women	117	102	219
Grand total (men+women)	306	259	565
Grand total (men+women) 2022-23	303	201	504

Institution: University of Missouri-Columbia (178396)

User ID: 29C0011

Part A - Fall Enrollment for Graduate Students: CIP CODE:22.0101

Enrollment as of the institution's **official fall reporting date** or as of **October 15, 2024**

CIP CODE: 22.0101 – Law (LL.B., J.D.)

Reporting Reminders:

- Report Hispanic/Latino individuals of any race as Hispanic/Latino
- Report race for non-Hispanic/Latino individuals only

Men

Students enrolled for <u>credit</u>	Total full-time	Total part-time	Total
U.S. Nonresident	<input type="text" value="2"/>	<input type="text" value="0"/>	2
Hispanic/Latino	<input type="text" value="8"/>	<input type="text" value="0"/>	8
American Indian or Alaska Native	<input type="text" value="0"/>	<input type="text" value="0"/>	0
Asian	<input type="text" value="1"/>	<input type="text" value="0"/>	1
Black or African American	<input type="text" value="2"/>	<input type="text" value="0"/>	2
Native Hawaiian or Other Pacific Islander	<input type="text" value="0"/>	<input type="text" value="0"/>	0
White	<input type="text" value="131"/>	<input type="text" value="0"/>	131
Two or more races	<input type="text" value="7"/>	<input type="text" value="0"/>	7
Race and ethnicity unknown	<input type="text" value="32"/>	<input type="text" value="0"/>	32
Total men	183	0	183

Women

Students enrolled for <u>credit</u>	Total full-time	Total part-time	Total
U.S. Nonresident	<input type="text" value="3"/>	<input type="text" value="0"/>	3
Hispanic/Latino	<input type="text" value="10"/>	<input type="text" value="1"/>	11
American Indian or Alaska Native	<input type="text" value="1"/>	<input type="text" value="0"/>	1
Asian	<input type="text" value="4"/>	<input type="text" value="1"/>	5
Black or African American	<input type="text" value="9"/>	<input type="text" value="1"/>	10
Native Hawaiian or Other Pacific Islander	<input type="text" value="0"/>	<input type="text" value="0"/>	0
White	<input type="text" value="125"/>	<input type="text" value="3"/>	128
Two or more races	<input type="text" value="6"/>	<input type="text" value="0"/>	6
Race and ethnicity unknown	<input type="text" value="25"/>	<input type="text" value="0"/>	25
Total women	183	6	189

Grand total (men+women)	366	6	372
Grand total (men+women) 2022-23	364	8	372

Institution: University of Missouri-Columbia (178396)

User ID: 29C0011

Part A - Fall Enrollment for Graduate Students: CIP CODE:51.1201

Enrollment as of the institution's official fall reporting date or as of October 15, 2024

CIP CODE: 51.1201 – Medicine (M.D.)

Reporting Reminders:

- Report Hispanic/Latino individuals of any race as Hispanic/Latino
- Report race for non-Hispanic/Latino individuals only

Men

Students enrolled for <u>credit</u>	Total full-time	Total part-time	Total
U.S. Nonresident	0	0	0
Hispanic/Latino	11	0	11
American Indian or Alaska Native	0	0	0
Asian	32	0	32
Black or African American	16	0	16
Native Hawaiian or Other Pacific Islander	0	0	0
White	118	0	118
Two or more races	7	0	7
Race and ethnicity unknown	22	0	22
Total men	206	0	206

Women

Students enrolled for <u>credit</u>	Total full-time	Total part-time	Total
U.S. Nonresident	1	0	1
Hispanic/Latino	19	0	19
American Indian or Alaska Native	0	0	0
Asian	42	0	42
Black or African American	21	0	21
Native Hawaiian or Other Pacific Islander	0	0	0
White	196	0	196
Two or more races	11	0	11
Race and ethnicity unknown	13	0	13
Total women	303	0	303

Grand total (men+women)	509	0	509
Grand total (men+women) 2022-23	499		499

Institution: University of Missouri-Columbia (178396)

User ID: 29C0011

Part A - Fall Enrollment - Summary

Fall Enrollment Summary

Men

Enrolled for credit	Total full-time students	Total part-time students	Grand total, all students
U.S. Nonresident	489	223	712
Hispanic/Latino	710	98	808
American Indian or Alaska Native	19	4	23
Asian	379	59	438
Black or African American	538	124	662
Native Hawaiian or Other Pacific Islander	7	0	7
White	9,203	1,139	10,342
Two or more races	503	48	551
Race and ethnicity unknown	226	35	261
Total men	12,074	1,730	13,804

Women

Enrolled for credit	Total full-time students	Total part-time students	Grand total, all students
U.S. Nonresident	564	141	705
Hispanic/Latino	928	107	1,035
American Indian or Alaska Native	25	4	29
Asian	415	80	495
Black or African American	769	171	940
Native Hawaiian or Other Pacific Islander	14	3	17
White	11,686	1,862	13,548
Two or more races	656	74	730
Race and ethnicity unknown	208	32	240
Total women	15,265	2,474	17,739
Grand Total (men+women)	27,339	4,204	31,543

Institution: University of Missouri-Columbia (178396)

User ID: 29C0011

Part A - Fall Enrollment - Summary: CIP CODE:13.0000

Fall Enrollment Summary

CIP CODE: 13.0000 – Education

Men

Enrolled for credit	Total full-time students	Total part-time students	Grand total, all students
U.S. Nonresident	17	10	27
Hispanic/Latino	14	8	22
American Indian or Alaska Native	1	0	1
Asian	1	3	4
Black or African American	27	21	48
Native Hawaiian or Other Pacific Islander	0	0	0
White	207	129	336
Two or more races	13	5	18
Race and ethnicity unknown	2	2	4
Total men	282	178	460

Women

Enrolled for credit	Total full-time students	Total part-time students	Grand total, all students
U.S. Nonresident	34	10	44
Hispanic/Latino	47	12	59
American Indian or Alaska Native	2	0	2
Asian	7	6	13
Black or African American	40	32	72
Native Hawaiian or Other Pacific Islander	0	0	0
White	741	380	1,121
Two or more races	38	7	45
Race and ethnicity unknown	5	5	10
Total women	914	452	1,366
Grand Total (men+women)	1,196	630	1,826

Institution: University of Missouri-Columbia (178396)

User ID: 29C0011

Part A - Fall Enrollment - Summary: CIP CODE:14.0000

Fall Enrollment Summary

CIP CODE: 14.0000 – Engineering

Men

Enrolled for credit	Total full-time students	Total part-time students	Grand total, all students
U.S. Nonresident	74	73	147
Hispanic/Latino	105	4	109
American Indian or Alaska Native	0	0	0
Asian	37	5	42
Black or African American	60	10	70
Native Hawaiian or Other Pacific Islander	2	0	2
White	1,195	59	1,254
Two or more races	64	1	65
Race and ethnicity unknown	22	4	26
Total men	1,559	156	1,715

Women

Enrolled for credit	Total full-time students	Total part-time students	Grand total, all students
U.S. Nonresident	49	29	78
Hispanic/Latino	36	3	39
American Indian or Alaska Native	1	0	1
Asian	29	1	30
Black or African American	31	4	35
Native Hawaiian or Other Pacific Islander	1	0	1
White	338	14	352
Two or more races	22	1	23
Race and ethnicity unknown	10	5	15
Total women	517	57	574
Grand Total (men+women)	2,076	213	2,289

Institution: University of Missouri-Columbia (178396)

User ID: 29C0011

Part A - Fall Enrollment - Summary: CIP CODE:26.0000

Fall Enrollment Summary

CIP CODE: 26.0000 – Biological and Biomedical Sciences

Men

Enrolled for credit	Total full-time students	Total part-time students	Grand total, all students
U.S. Nonresident	27	6	33
Hispanic/Latino	40	2	42
American Indian or Alaska Native	2	0	2
Asian	42	0	42
Black or African American	24	1	25
Native Hawaiian or Other Pacific Islander	0	0	0
White	418	26	444
Two or more races	39	0	39
Race and ethnicity unknown	6	0	6
Total men	598	35	633

Women

Enrolled for credit	Total full-time students	Total part-time students	Grand total, all students
U.S. Nonresident	65	9	74
Hispanic/Latino	72	8	80
American Indian or Alaska Native	1	0	1
Asian	50	6	56
Black or African American	63	3	66
Native Hawaiian or Other Pacific Islander	1	0	1
White	683	51	734
Two or more races	52	2	54
Race and ethnicity unknown	21	0	21
Total women	1,008	79	1,087
Grand Total (men+women)	1,606	114	1,720

Institution: University of Missouri-Columbia (178396)

User ID: 29C0011

Part A - Fall Enrollment - Summary: CIP CODE:27.0000

Fall Enrollment Summary

CIP CODE: 27.0000 – Mathematics and Statistics

Men

Enrolled for credit	Total full-time students	Total part-time students	Grand total, all students
U.S. Nonresident	25	4	29
Hispanic/Latino	2	1	3
American Indian or Alaska Native	0	0	0
Asian	7	1	8
Black or African American	3	1	4
Native Hawaiian or Other Pacific Islander	0	0	0
White	135	8	143
Two or more races	10	0	10
Race and ethnicity unknown	9	0	9
Total men	191	15	206

Women

Enrolled for credit	Total full-time students	Total part-time students	Grand total, all students
U.S. Nonresident	17	5	22
Hispanic/Latino	2	0	2
American Indian or Alaska Native	0	0	0
Asian	3	1	4
Black or African American	1	0	1
Native Hawaiian or Other Pacific Islander	0	0	0
White	39	1	40
Two or more races	2	0	2
Race and ethnicity unknown	1	0	1
Total women	65	7	72
Grand Total (men+women)	256	22	278

Institution: University of Missouri-Columbia (178396)

User ID: 29C0011

Part A - Fall Enrollment - Summary: CIP CODE:40.0000

Fall Enrollment Summary

CIP CODE: 40.0000 – Physical Sciences

Men

Enrolled for credit	Total full-time students	Total part-time students	Grand total, all students
<u>U.S. Nonresident</u>	52	15	67
<u>Hispanic/Latino</u>	9	0	9
<u>American Indian or Alaska Native</u>	0	0	0
<u>Asian</u>	7	0	7
<u>Black or African American</u>	3	0	3
<u>Native Hawaiian or Other Pacific Islander</u>	0	0	0
<u>White</u>	233	17	250
<u>Two or more races</u>	20	0	20
<u>Race and ethnicity unknown</u>	3	1	4
Total men	327	33	360

Women

Enrolled for credit	Total full-time students	Total part-time students	Grand total, all students
<u>U.S. Nonresident</u>	33	8	41
<u>Hispanic/Latino</u>	9	1	10
<u>American Indian or Alaska Native</u>	1	0	1
<u>Asian</u>	4	0	4
<u>Black or African American</u>	14	0	14
<u>Native Hawaiian or Other Pacific Islander</u>	1	0	1
<u>White</u>	212	12	224
<u>Two or more races</u>	11	3	14
<u>Race and ethnicity unknown</u>	6	0	6
Total women	291	24	315
Grand Total (men+women)	618	57	675

Institution: University of Missouri-Columbia (178396)

User ID: 29C0011

Part A - Fall Enrollment - Summary: CIP CODE:52.0000

Fall Enrollment Summary

CIP CODE: 52.0000 – Business, Management, Marketing and Related Support Services

Men

Enrolled for credit	Total full-time students	Total part-time students	Grand total, all students
U.S. Nonresident	31	8	39
Hispanic/Latino	162	18	180
American Indian or Alaska Native	5	0	5
Asian	73	6	79
Black or African American	83	23	106
Native Hawaiian or Other Pacific Islander	1	0	1
White	2,731	198	2,929
Two or more races	115	9	124
Race and ethnicity unknown	53	2	55
Total men	3,254	264	3,518

Women

Enrolled for credit	Total full-time students	Total part-time students	Grand total, all students
U.S. Nonresident	28	3	31
Hispanic/Latino	127	7	134
American Indian or Alaska Native	1	0	1
Asian	59	4	63
Black or African American	66	13	79
Native Hawaiian or Other Pacific Islander	3	0	3
White	1,719	119	1,838
Two or more races	77	8	85
Race and ethnicity unknown	27	1	28
Total women	2,107	155	2,262
Grand Total (men+women)	5,361	419	5,780

Institution: University of Missouri-Columbia (178396)

User ID: 29C0011

Part A - Fall Enrollment- Gender Unknown or Another Gender than Provided Categories

Reporting Reminders:

- The purpose of this supplemental section is to determine whether institutions are able to report the number of students for whom gender is unknown and the number of students for whom gender does not align with the 'Men' and 'Women' categories. Note that these students must still be allocated into the 'Men' and 'Women' categories in all other sections of the survey component.
- Institutions should not ask students that do not select a binary gender to allocate themselves to a binary gender category; it is up to the institution to allocate unknown students and students that indicate another gender into the binary categories throughout the forms where required. One method commonly used by institutions is to allocate these students to the binary categories required in other parts of the form using the proportion of men to women reported.
- The 'gender unknown' category is to report students for whom the institution does not know a gender.

Is your institution able to report another gender for the Fall 2024 reporting period?

If you indicate 'No, my institution is not able to report another gender,' leave the cells in the rows for 'Another gender' blank (i.e., do not report 0). If you indicate 'No, some cells will have a value of less than 5 students,' your institution collects data on another gender, but some cells have a value of less than 5 students, do not report the data and leave the cells in the rows for 'Another gender' blank. If you indicate 'Yes,' but no students identified as another gender, please enter '0'.

Undergraduate students:

- No, my institution is not able to report another gender (do not report)
- No, some cells will have a value of less than 5 students (do not report)
- Yes

Graduate students:

- No, my institution is not able to report another gender (do not report)
- No, some cells will have a value of less than 5 students (do not report)
- Yes

Of the total students reported, how many students did you allocate to a binary gender category (Men/Women) because their gender was unknown or another gender than the provided categories?

	Number of students			
	Undergraduate students		Graduate students	
	Current Year	Prior year	Current Year	Prior year
Grand total	24,449	23,613	7,094	7,400
Gender unknown (i.e., gender information is not known or not collected).	9	0	1	2
Another gender (i.e., gender information is known but does not fall into either of the mutually exclusive binary categories provided [Men/Women]).				
Total of Gender unknown + Another gender	9	0	1	2
Total of Students for whom gender is known and falls into one of the mutually exclusive binary categories provided [Men/Women]	24,440	23,613	7,093	7,398

You may use the box below to provide additional context for the data you have reported above. Context notes will be posted on the College Navigator website. Therefore, you should write all context notes using proper grammar (e.g., complete sentences with punctuation) and common language that can be easily understood by students and parents (e.g., spell out acronyms).

Institution: University of Missouri-Columbia (178396)

User ID: 29C0011

Part A - Fall Enrollment by Distance Education Status 1

Enrollment as of the institution's **official fall reporting date** or as of **October 15, 2024**

	Undergraduate Students		Graduate Students
	Degree/certificate-seeking	Non-degree/non-certificate-seeking	
i Enrolled <i>exclusively</i> in <u>distance education courses</u>	1,100	86	2,371
Enrolled in <i>at least one</i> but not all distance education courses	11,599	37	936
<i>Not enrolled</i> in any distance education courses	11,230	397	3,787
Total (Carried forward from part A)	23,929	520	7,094

i You may use the box below to provide additional context for the data you have reported above. Context notes will be posted on the College Navigator website. Therefore, you should write all context notes using proper grammar (e.g., complete sentences with punctuation) and common language that can be easily understood by students and parents (e.g., spell out acronyms).

Institution: University of Missouri-Columbia (178396)

User ID: 29C0011

Part A - Fall Enrollment by Distance Education Status 2

Of those students *exclusively* enrolled in distance education courses, report the number that are:

		Undergraduate Students		Graduate Students
		Degree/certificate-seeking	Non-degree/non-certificate-seeking	
Located in	MO	850	68	1,405
Located in the U.S. but not in	MO	244	18	893
Located in the U.S. but state/jurisdiction unknown		0	0	0
Located outside the U.S.		5	0	65
Location unknown/unreported		1	0	8
Total students exclusively enrolled in distance education (Carried forward from section above)		1,100	86	2,371

Institution: University of Missouri-Columbia (178396)

User ID: 29C0011

Part B - Fall Enrollment by Age and Gender for Full-time Undergraduate Students

Enrollment as of the institution's **official fall reporting date** or as of **October 15, 2024**NOTE: These data are **optional** this year.

Age	Full-time Undergraduate Students	
	Men	Women
Under 18	23	51
18-19	4,353	5,965
20-21	4,418	5,407
22-24	1,342	1,082
25-29	158	99
30-34	40	26
35-39	17	20
40-49	9	16
50-64	2	10
65 and over		
Age unknown/unreported	0	0
Total full-time undergraduate students (Carried forward from part A)	10,362	12,676

Institution: University of Missouri-Columbia (178396)

User ID: 29C0011

Part B - Fall Enrollment by Age and Gender for Part-time Undergraduate Students

Enrollment as of the institution's **official fall reporting date** or as of **October 15, 2024**NOTE: These data are **optional** this year.

Age	Part-time Undergraduate Students	
	Men	Women
Under 18	12	18
18-19	199	182
20-21	126	124
22-24	202	181
25-29	73	80
30-34	20	51
35-39	27	35
40-49	14	39
50-64	8	14
65 and over	3	3
Age unknown/unreported	0	0
Total part-time undergraduate students (Carried forward from part A)	684	727

Institution: University of Missouri-Columbia (178396)

User ID: 29C0011

Part B - Fall Enrollment by Age and Gender for Full-time Graduate Students

Enrollment as of the institution's official fall reporting date or as of October 15, 2024

NOTE: These data are optional this year.

Age	Full-time Graduate Students	
	Men	Women
Under 18	<input type="text" value=""/>	<input type="text" value=""/>
18-19	<input type="text" value="0"/>	<input type="text" value="1"/>
20-21	<input type="text" value="38"/>	<input type="text" value="134"/>
22-24	<input type="text" value="677"/>	<input type="text" value="1,120"/>
25-29	<input type="text" value="541"/>	<input type="text" value="803"/>
30-34	<input type="text" value="250"/>	<input type="text" value="256"/>
35-39	<input type="text" value="105"/>	<input type="text" value="115"/>
40-49	<input type="text" value="80"/>	<input type="text" value="117"/>
50-64	<input type="text" value="19"/>	<input type="text" value="41"/>
65 and over	<input type="text" value="2"/>	<input type="text" value="2"/>
Age unknown/unreported	0	0
Total full-time graduate students (Carried forward from part A)	1,712	2,589

Institution: University of Missouri-Columbia (178396)

User ID: 29C0011

Part B - Fall Enrollment by Age and Gender for Part-time Graduate Students

Enrollment as of the institution's official fall reporting date or as of October 15, 2024

NOTE: These data are optional this year.

Age	Part-time Graduate Students	
	Men	Women
Under 18	<input type="text" value=""/>	<input type="text" value=""/>
18-19	<input type="text" value=""/>	<input type="text" value=""/>
20-21	<input type="text" value="4"/>	<input type="text" value="12"/>
22-24	<input type="text" value="130"/>	<input type="text" value="248"/>
25-29	<input type="text" value="309"/>	<input type="text" value="483"/>
30-34	<input type="text" value="208"/>	<input type="text" value="322"/>
35-39	<input type="text" value="116"/>	<input type="text" value="263"/>
40-49	<input type="text" value="198"/>	<input type="text" value="280"/>
50-64	<input type="text" value="77"/>	<input type="text" value="133"/>
65 and over	<input type="text" value="4"/>	<input type="text" value="6"/>
Age unknown/unreported	0	0
Total part-time graduate students (Carried forward from part A)	1,046	1,747


Institution: University of Missouri-Columbia (178396)

User ID: 29C0011

Part C - Screening Question

Did any of your first-time degree/certificate-seeking undergraduate students (reported in Part A) enroll within 12 months of graduating high school or receiving their GED?

- No, we do not have any first-time students who enrolled within 12 months of their high school graduation.
- Yes, we have first-time students who enrolled within 12 months of their high school graduation.

 You may use the box below to provide additional context for the data you have reported above. Context notes will be posted on the College Navigator website. Therefore, you should write all context notes using proper grammar (e.g., complete sentences with punctuation) and common language that can be easily understood by students and parents (e.g., spell out acronyms).

Institution: University of Missouri-Columbia (178396)

User ID: 29C0011

Part C - Residence of First-time Undergraduates 1

Enrollment as of the institution's **official fall reporting date** or as of **October 15, 2024**

Enter **at least one** zero, where applicable, to verify that the screen has not been skipped.

State of residence when student was first admitted	FIPS Code	Total first-time degree/certificate-seeking undergraduates (1)	Of students in column 1, those who enrolled within 12 months of high school graduation or receiving their GED (2)
Alabama	01	3	3
Alaska	02	1	0
Arizona	04	10	9
Arkansas	05	35	33
California	06	58	53
Colorado	08	54	53
Connecticut	09	3	3
Delaware	10		
District of Columbia	11	1	1
Florida	12	20	18
Georgia	13	20	16
Hawaii	15	2	2
Idaho	16	2	2
Illinois	17	1,215	1,188
Indiana	18	17	16
Iowa	19	56	55
Kansas	20	128	127
Kentucky	21	7	7
Louisiana	22	4	4
Maine	23		

Institution: University of Missouri-Columbia (178396)

User ID: 29C0011

Part C - Residence of First-time Undergraduates 2

Enrollment as of the institution's **official fall reporting date** or as of **October 15, 2024**

Enter **at least one** zero, where applicable, to verify that the screen has not been skipped.

State of residence when student was first admitted	FIPS Code	Total first-time degree/certificate-seeking undergraduates (1)	Of students in column 1, those who enrolled within 12 months of high school graduation or receiving their GED (2)
Maryland	24	4	4
Massachusetts	25	6	6
Michigan	26	10	9
Minnesota	27	53	53
Mississippi	28	2	2
Missouri	29	3,896	3,749
Montana	30	1	1
Nebraska	31	24	23
Nevada	32	7	7
New Hampshire	33		
New Jersey	34	10	10
New Mexico	35		
New York	36	4	4
North Carolina	37	11	10
North Dakota	38	1	1
Ohio	39	9	9
Oklahoma	40	19	15
Oregon	41	3	3
Pennsylvania	42	4	4
Rhode Island	44	1	1

Institution: University of Missouri-Columbia (178396)


User ID: 29C0011

Part C - Residence of First-time Undergraduates 3

Enrollment as of the institution's **official fall reporting date** or as of **October 15, 2024**

Enter **at least one** zero, where applicable, to verify that the screen has not been skipped.

State of residence when student was first admitted	FIPS Code	Total first-time degree/certificate-seeking undergraduates (1)	Of students in column 1, those who enrolled within 12 months of high school graduation or receiving their GED (2)
South Carolina	45	<input type="text" value="4"/>	<input type="text" value="4"/>
South Dakota	46	<input type="text" value="3"/>	<input type="text" value="3"/>
Tennessee	47	<input type="text" value="19"/>	<input type="text" value="19"/>
Texas	48	<input type="text" value="149"/>	<input type="text" value="142"/>
Utah	49	<input type="text"/>	<input type="text"/>
Vermont	50	<input type="text" value="1"/>	<input type="text" value="1"/>
Virginia	51	<input type="text" value="11"/>	<input type="text" value="11"/>
Washington	53	<input type="text" value="6"/>	<input type="text" value="6"/>
West Virginia	54	<input type="text"/>	<input type="text"/>
Wisconsin	55	<input type="text" value="25"/>	<input type="text" value="23"/>
Wyoming	56	<input type="text" value="1"/>	<input type="text" value="1"/>
State Unknown	57	<input type="text"/>	<input type="text"/>
American Samoa	60	<input type="text"/>	<input type="text"/>
Federated States of Micronesia	64	<input type="text"/>	<input type="text"/>
Guam	66	<input type="text"/>	<input type="text"/>
Marshall Islands	68	<input type="text"/>	<input type="text"/>
Northern Marianas	69	<input type="text"/>	<input type="text"/>
Palau	70	<input type="text"/>	<input type="text"/>
Puerto Rico	72	<input type="text"/>	<input type="text"/>
Virgin Islands	78	<input type="text"/>	<input type="text"/>
Foreign Countries	90	<input type="text" value="32"/>	<input type="text" value="12"/>
Residence unknown/unreported	98	<input type="text" value="1"/>	<input type="text"/>
Total first-time degree/certificate-seeking undergraduates (Carried forward from Part A)		5,953	5,723

 You may use the box below to provide additional context for the data you have reported above. Context notes will be posted on the College Navigator website. Therefore, you should write all context notes using proper grammar (e.g., complete sentences with punctuation) and common language that can be easily understood by students and parents (e.g., spell out acronyms).

Institution: University of Missouri-Columbia (178396)

User ID: 29C0011

Part D - Total Undergraduate Entering Class

Total Undergraduate Entering Class, Fall 2024

D1	Total full-time, first-time degree/certificate-seeking <u>undergraduates</u> from Part A (GR <u>cohort</u>)	5,917
D2	Total <u>first-time</u> degree/certificate-seeking undergraduates (full-time + part-time) from Part A	5,953
D3	Total <u>transfer-in</u> degree/certificate-seeking undergraduates (full-time + part-time) from Part A	1,242
D4	Total <u>non-degree/non-certificate-seeking</u> undergraduates (full-time + part-time) from Part A	520
D5	Of the total non-degree/non-certificate-seeking undergraduates displayed on line D4, the number that are new to the institution in Fall 2024	<input type="text" value="25"/>
D6	Total <u>entering students</u> at the undergraduate level Note: This is calculated as first-time students (line D2) + students transferring to the institution (line D3) + non-degree/non-certificate-seeking undergraduates entering in Fall 2024 (line D5).	7,220
D7	Percentage of undergraduate entering class represented by your GR <u>cohort</u> (line D1/line D6)	82

Institution: University of Missouri-Columbia (178396)

User ID: 29C0011

Part E - First-time Bachelor's Cohort Retention Rates (Full-time)

Retention Rates - Full-time, First-time Bachelor's Seeking Cohort from Fall 2023


Academic reporters determine the cohort and retention as of the institution's official fall reporting date or as of October 15. Program reporters determine the cohort with enrollment any time between August 1 and October 31, 2023 and retention based on August 1, 2024.

The retention rate is calculated by the system after clicking "Save" on the screen. Exclusions are subtracted from and inclusions are added to the original cohort and the resulting adjusted cohort is used for calculating the retention rate.

Retention Data Reporting Reminders:

- Include only **full-time, first-time bachelor's-seeking** students in this cohort.
- Determine the full-time cohort using Fall 2023 status (e.g., if a student was full-time in Fall 2023, report them in the full-time cohort regardless of their Fall 2024 status).
- If there are no students to report in the cohort, enter zero. Do not leave the field blank.
- Report in the exclusions box (line E2a) the number of students from the cohort who left the institution for any of the following reasons: died or were totally and permanently disabled; to serve in the armed forces (including those called to active duty); to serve with a foreign aid service of the Federal Government (e.g., Peace Corps); or to serve on official church missions.
- Report in the inclusion box (line E2b) first-time bachelor's-seeking study abroad students who were excluded from the first-time cohort (line E1) but who have re-enrolled at the institution their second year.

FULL-TIME, FIRST-TIME BACHELOR'S COHORT RETENTION:		Prior year data (Fall 2022 cohort)
E1	Full-time, first-time Fall 2023 bachelor's seeking cohort	5,097 / 4,928
E2a	Exclusions from the Fall 2023 cohort	0 / 0
E2b	Inclusion to the Fall 2023 cohort	0 / 0
E3	Adjusted Fall 2023 cohort (line E1- E2a + E2b)	5,097 / 4,928
E4	Students from Fall 2023 cohort still enrolled as of Fall 2024 + students from Fall 2023 cohort who completed their bachelor's degree as of Fall 2024	4,724 / 4,500
E5	Full-time, first-time Fall 2023 bachelor's cohort retention rate (line E4 / line E3)	93 % / 91 %

 The notes below provide context for the data you've reported above and **may** be posted on the College Navigator website. Choose one option that best explains your data or choose "Not Applicable" if you do not wish to provide context notes. If none of the options provided explain your institution's data, then choose "Other" and write your own context notes. Therefore, you should write all context notes using proper grammar (e.g., complete sentences with punctuation) and common language that can be easily understood by students and parents (e.g., spell out acronyms).

Not Applicable ▼

Institution: University of Missouri-Columbia (178396)

User ID: 29C0011

Part E - First-time Bachelor's Cohort Retention Rates (Part-time)

Retention Rates - Part-time, First-time Bachelor's Seeking Cohort from Fall 2023


Academic reporters determine the cohort and retention as of the institution's official fall reporting date or as of October 15. Program reporters determine the cohort with enrollment any time between August 1 and October 31, 2023 and retention based on August 1, 2024.

The retention rate is calculated by the system after clicking "Save" on the screen. Exclusions are subtracted from the original cohort and the resulting adjusted cohort is used for calculating the retention rate.

Retention Data Reporting Reminders:

- Include only **part-time, first-time bachelor's-seeking** students in this cohort.
- Determine part-time using Fall 2023 attendance status (e.g., if a student was part-time in Fall 2023, report them in the part-time cohort regardless of their Fall 2024 status).
- If there are no students to report in the cohort, enter zero. Do not leave the field blank.
- Report in the exclusions box (line E7a) the number of students from the cohort who left the institution for any of the following reasons: died or were totally and permanently disabled; to serve in the armed forces (including those called to active duty); to serve with a foreign aid service of the Federal Government (e.g., Peace Corps); or to serve on official church missions.
- Report in the inclusion box (line E7b) first-time bachelor's-seeking study abroad students who were excluded from the first-time cohort (line E6) but who have re-enrolled at the institution their second year.

PART-TIME, FIRST-TIME BACHELOR'S COHORT RETENTION:		Prior year data (Fall 2022 cohort)
E6	Part-time, first-time Fall 2023 bachelor's seeking cohort	42 / 54
E7a	Exclusions from the Fall 2023 cohort	0 / 1
E7b	Inclusions to the Fall 2023 cohort	0 / 0
E8	Adjusted Fall 2023 cohort (line E6 - E7a + E7b)	42 / 53
E9	Students from Fall 2023 cohort still enrolled as of Fall 2024 + students from Fall 2023 cohort who completed their bachelor's degree as of Fall 2024	28 / 35
E10	Part-time, first-time Fall 2023 bachelor's cohort retention rate (line E9 / line E8)	67 % / 66 %

 The notes below provide context for the data you've reported above and **may** be posted on the College Navigator website. Choose one option that best explains your data or choose "Not Applicable" if you do not wish to provide context notes. If none of the options provided explain your institution's data, then choose "Other" and write your own context notes. Therefore, you should write all context notes using proper grammar (e.g., complete sentences with punctuation) and common language that can be easily understood by students and parents (e.g., spell out acronyms).

Not Applicable ▼

Institution: University of Missouri-Columbia (178396)

User ID: 29C0011

Part F - Student-to-Faculty Ratio

Student-to-Faculty Ratio

Please provide your institution's student-to-faculty ratio (i.e., student-to-instructional staff) for undergraduate programs for Fall 2024. The student-to-faculty ratio and any accompanying context that is provided will be displayed on College Navigator.


Click [here](#) to use a worksheet to help you determine the student-to-faculty ratio

Student-to-faculty ratio

 to 1

Student-to-faculty ratio prior year

17 to 1

 You may use the box below to provide additional context for the data you have reported above. Context notes will be posted on the College Navigator website. Therefore, you should write all context notes using proper grammar (e.g., complete sentences with punctuation) and common language that can be easily understood by students and parents (e.g., spell out acronyms).

Institution: University of Missouri-Columbia (178396)

User ID: 29C0011

Prepared by

Reporting Reminders:

- The name of the preparer is being collected so that we can follow up with the appropriate person in the event that there are questions concerning the data.
- The Keyholder will be copied on all email correspondence to other preparers.
- The time it took to prepare this component is being collected so that we can continue to improve our estimate of the reporting burden associated with IPEDS.
- Please include in your estimate the time it took for you to review instructions, query and search data sources, complete and review the component, and submit the data through the Data Collection System.
- Thank you for your assistance.

This survey component was prepared by:

<input type="radio"/>	Keyholder	<input type="radio"/>	SFA Contact	<input type="radio"/>	HR Contact
<input type="radio"/>	Finance Contact	<input type="radio"/>	Academic Library Contact	<input type="radio"/>	Other

Name:

Email:

How many staff from your institution only were involved in the data collection and reporting process of this survey component?

Number of Staff (including yourself)

How many hours did you and others from your institution only spend on each of the steps below when responding to this survey component?
Exclude the hours spent collecting data for state and other reporting purposes.

Staff member	Collecting Data Needed	Revising Data to Match IPEDS Requirements	Entering Data	Revising and Locking Data
Your office	<input type="text"/> hours	<input type="text"/> hours	<input type="text"/> hours	<input type="text"/> hours
Other offices	<input type="text"/> hours	<input type="text"/> hours	<input type="text"/> hours	<input type="text"/> hours

Summary

Fall Enrollment Component Summary

The purpose of this summary is to provide you an opportunity to view some of the data that, when accepted through the IPEDS quality control process, will appear on the [College Navigator](#) website and/or your institution's Data Feedback Report (DFR). In addition, all data reported in IPEDS survey components become publicly available through the [IPEDS Use the Data](#) and appear as aggregated statistics in various Department of Education reports. [College Navigator](#) is updated approximately three months after the data collection period closes and DFRs will be available through the [IPEDS Use the Data](#) and sent to your institution's CEO at the end of 2025.

Please review your data for accuracy. If you have questions about the data displayed below or after reviewing the data reported on the survey screens, please contact the IPEDS Help Desk at: 1-877-225-2568 or ipedshelp@rti.org.

Student Enrollment		
Total enrollment		31,543
	Undergraduate enrollment	24,449
	Graduate enrollment	7,094
Student-to-faculty ratio		
		17 to 1

Student Characteristics (All Students)		
Percent of all students who are female (%)		56
Percent of all students by U.S. resident status and race/ethnicity: Note: Race/ethnicity is not collected for U.S. Nonresidents.		
U.S. Resident (%)		96
	American Indian or Alaska Native (%)	0
	Asian (%)	3
	Black or African American (%)	5
	Hispanic/Latino (%)	6
	Native Hawaiian or Pacific Islander (%)	0
	White (%)	76
	Two or More Races (%)	4
	Race and ethnicity unknown (%)	2
U . S. Nonresident (%)		4

Undergraduate Student Characteristics		
Percent of all students who are female (%)		55
Percent of undergraduates who are full-time (%)		94
Percent of undergraduates who are transfer-in (%)		5
Percent of undergraduates who are enrolled exclusively in distance education courses (%)		5
Percent of all students by U.S. resident status and race/ethnicity: Note: Race/ethnicity is not collected for U.S. Nonresidents.		
U.S. Resident (%)		99
	American Indian or Alaska Native (%)	0
	Asian (%)	3
	Black or African American (%)	5
	Hispanic/Latino (%)	6
	Native Hawaiian or Pacific Islander (%)	0
	White (%)	79
	Two or More Races (%)	4
	Race and ethnicity unknown (%)	1
U . S. Nonresident (%)		1

Percent of undergraduate students by age:		
	24 and under (%)	97
	25 and over (%)	3
	Age unknown (%)	0
Percent of first-time degree/certificate seeking students by residence:		
	In state (%)	65
	Out-of-state (%)	34
	Foreign countries (%)	1
	Residence unknown (%)	0

Undergraduate Retention and Graduation Rate Cohort		
	First-time, full-time bachelor's seeking student fall-to-fall retention rate (%)	93
	First-time, part-time bachelor's seeking student fall-to-fall retention rate (%)	67
	Graduation rate cohort as percent of total entering students (%)	82

Graduate Student Characteristics		
	Percent of graduate students who are female (%)	61
	Percent of graduate students who are full-time (%)	61
	Percent of graduate students who are enrolled exclusively in distance education courses (%)	33
Percent of graduate students by U.S. resident status and race/ethnicity: Note: Race/ethnicity is not collected for U.S. Nonresidents.		
	U.S. Resident (%)	84
	American Indian or Alaska Native (%)	0
	Asian (%)	4
	Black or African American (%)	6
	Hispanic/Latino (%)	5
	Native Hawaiian or Pacific Islander (%)	0
	White (%)	65
	Two or More Races (%)	3
	Race and ethnicity unknown (%)	2
	U.S. Nonresident (%)	16

Institution: University of Missouri-Columbia (178396)

User ID: 29C0011

Edit Report

Fall Enrollment

Source	Description	Severity	Resolved	Options
Screen: Part A - Fall Enrollment for Part-time Undergraduate Students: CIP CODE:27.0000				
Perform Edits	You have reported Transfer-in students (Col 2) for part-time undergraduate women (CIP 27.0000), but no Continuing/Returning students in Col 3. Please confirm that these data are correct or contact the IPEDS Help Desk for assistance at 1-877-225-2568. (Error #6237)	Confirmation	Yes	