

IPEDS 2024-25 Data Collection System

IPEDS HELP DESK (877) 225-2568 | ipedshelp@rti.org
OMB NO. 1850-0582 v.33 : Approval Expires 8/31/2027
User ID: 29C0011

Fall Enrollment 2024-25

Institution: Missouri University of Science and Technology (178411)

User ID: 29C0011

Overview

Fall Enrollment Overview

The Fall Enrollment component collects student enrollment counts by level of student, enrollment status, gender and race/ethnicity. In addition, first-time students' fall-to-fall retention rates and the student-to-faculty ratio are collected. Enrollment by age is required in odd-numbered years, and enrollment by residence of first-time undergraduates is required in even-numbered years.

Institutions operating on a traditional academic year calendar (semester, trimester, quarter, or 4-1-4) report Fall enrollment as of the institution's official fall reporting date or October 15. Institutions operating on a calendar that differs by program or that enrolls students on a continuous basis (referred to as program reporters) report Fall enrollment as students enrolled any time during the period August 1 and October 31.

Data reporting reminders:

- Report data to accurately reflect the time period corresponding with the IPEDS survey component, even if such reporting is seemingly inconsistent with prior year reporting.
- Part B, Enrollment of students by age, is optional this year.
- Part C, Residence of first-time degree/certificate-seeking undergraduates, is required this year.
- For reporting students studying in consortium agreements, please refer to the Resource page at <https://nces.ed.gov/ipeds/report-your-data/data-tip-sheet-reporting-data-consortium-institutions>.

Changes in reporting:

The following changes were implemented for the 2024-25 data collection period:

- Added note to Instructions for Part D: Total Undergraduate Entering Class to indicate that high school students enrolled in college courses for credit should not be included in any calculations to determine an institution's entering class. [Applicable to degree-granting institutions only]
- Added a new FAQ to better clarify the relationship between "transfer-in" enrollment status on the Fall Enrollment (EF) and 12-month Enrollment (E12) components and the "non-first-time" cohort on the Outcome Measures (OM) component.
- Revised definition for "Transfer-in student" Glossary term to improve clarity.
- Revised definition for "Non-first-time student (undergraduate)" Glossary term to improve clarity.
- Revised definition for "Continuing/Returning student (undergraduate)" Glossary term to improve clarity.
- Revised definition for "Entering students (undergraduate)" Glossary term to improve clarity.

Resources:

- To download the survey materials for this component: [Survey Materials](#)
- To access your prior year data submission for this component: [Reported Data](#)

If you have questions about completing this survey, please contact the **IPEDS Help Desk at 1-877-225-2568**.

Institution: Missouri University of Science and Technology (178411)

User ID: 29C0011

Part Selection

Completion of Part B (Enrollment of Students by Age) is optional this year.

Do you wish to complete Part B this year?

If you select 'Yes', you will be expected to complete the Part B screens.

If you select 'No', you will skip Part B.

- No, I will not complete Part B
- Yes, I will complete Part B

Institution: Missouri University of Science and Technology (178411)


User ID: 29C0011

Fall Enrollment - CIP CODE Selection


Indicate which of the following fields of study are offered by your institution. In addition to reporting total undergraduate and graduate fall enrollments every year, in even-numbered years you are to report the subset of enrollments that fall within each of the CIP codes listed below.

Fields for which enrollment was reported for Fall 2022 have already been checked; please make sure all listed fields that are offered by your institution are checked.

Note: CIP codes listed below may not reflect all fields of study offered by your institution, therefore the subset of enrollments by CIP codes selected may not sum to your institution's total fall enrollment.

UNDERGRADUATE AND GRADUATE FIELDS	
<input checked="" type="checkbox"/>	13.0000 -- Education
<input checked="" type="checkbox"/>	14.0000 -- Engineering
<input checked="" type="checkbox"/>	26.0000 -- Biological and Biomedical Sciences
<input checked="" type="checkbox"/>	27.0000 -- Mathematics
<input checked="" type="checkbox"/>	40.0000 -- Physical Sciences
<input checked="" type="checkbox"/>	52.0000 -- Business, Management, Marketing, and Related Support Services
GRADUATE-ONLY FIELDS	
<input type="checkbox"/>	22.0101 -- Law (LL.B., J.D.)
<input type="checkbox"/>	51.0401 -- Dentistry (D.D.S., D.M.D.)
<input type="checkbox"/>	 51.1201 -- Medicine (M.D.)
<input type="checkbox"/>	None of the above

Yes, I confirm that I reviewed the fields of study are offered by my institution above.

 You may use the box below to provide additional context for the data you have reported above. Context notes will be posted on the College Navigator website. Therefore, you should write all context notes using proper grammar (e.g., complete sentences with punctuation) and common language that can be easily understood by students and parents (e.g., spell out acronyms).

Institution: Missouri University of Science and Technology (178411)

User ID: 29C0011

Part A - Fall Enrollment for Full-Time Undergraduate Students

Enrollment as of the institution's official fall reporting date or as of October 15, 2024

Full-time Undergraduate Students

Reporting Reminders:

- Report Hispanic/Latino individuals of any race as Hispanic/Latino
- Report race for non-Hispanic/Latino individuals only
- Even though Teacher Preparation certificate programs may require a bachelor's degree for admission, they are considered subbaccalaureate undergraduate programs, and students in these programs are undergraduate students.

Men

Enrolled for credit	Degree/certificate-seeking				Non-degree/ non-certificate-seeking	Total, Full-time undergraduate students
	First-time	Transfer-in	Continuing/ Returning	Total degree/certificate-seeking		
U.S. Nonresident	43	8	81	132	5	137
Hispanic/Latino	44	7	140	191	0	191
American Indian or Alaska Native	5	0	11	16	0	16
Asian	41	4	125	170	0	170
Black or African American	37	8	83	128	0	128
Native Hawaiian or Other Pacific Islander	1	0	1	2	0	2
White	673	123	2,087	2,883	0	2,883
Two or more races	30	8	72	110	0	110
Race and ethnicity unknown	82	4	203	289	0	289
Total men	956	162	2,803	3,921	5	3,926
Total men prior year	919	165	2,704	3,788	7	3,795

Women

Enrolled for credit	Degree/certificate-seeking				Non-degree/ non-certificate-seeking	Total, Full-time undergraduate students
	First-time	Transfer-in	Continuing/ Returning	Total degree/certificate-seeking		
U.S. Nonresident	8	2	23	33	1	34
Hispanic/Latino	20	3	46	69	0	69
American Indian or Alaska Native	1	0	7	8	0	8
Asian	9	2	40	51	0	51
Black or African American	11	0	31	42	0	42
Native Hawaiian or Other Pacific Islander	1	0	0	1	0	1
White	213	40	593	846	1	847
Two or more races	6	1	24	31	0	31
Race and ethnicity unknown	30	5	52	87	0	87
Total women	299	53	816	1,168	2	1,170
Total women prior year	268	65	825	1,158	1	1,159

Grand total (men+women)	1,255	215	3,619	5,089	7	5,096
Grand total (men+women) prior year	1,187	230	3,529	4,946	8	4,954

Institution: Missouri University of Science and Technology (178411)

User ID: 29C0011

Part A - Fall Enrollment for Full-Time Undergraduate Students: CIP CODE:13.0000

Enrollment as of the institution's **official fall reporting date** or as of **October 15, 2024**

CIP CODE: 13.0000 – Education

Full-time undergraduate students

Reporting Reminders:

- Report Hispanic/Latino individuals of any race as Hispanic/Latino
- Report race for non-Hispanic/Latino individuals only

Men

Enrolled for <u>credit</u>	Degree/certificate-seeking				Non-degree/ non-certificate-seeking	Total, Full-time undergraduate students
	First-time	Transfer-in	Continuing/ Returning	Total degree/certificate-seeking		
U.S. Nonresident	<input type="text" value="0"/>	<input type="text" value="0"/>	<input type="text" value="0"/>	0	<input type="text" value="0"/>	0
Hispanic/Latino	<input type="text" value="0"/>	<input type="text" value="0"/>	<input type="text" value="0"/>	0	<input type="text" value="0"/>	0
American Indian or Alaska Native	<input type="text" value="0"/>	<input type="text" value="0"/>	<input type="text" value="0"/>	0	<input type="text" value="0"/>	0
Asian	<input type="text" value="0"/>	<input type="text" value="0"/>	<input type="text" value="1"/>	1	<input type="text" value="0"/>	1
Black or African American	<input type="text" value="1"/>	<input type="text" value="0"/>	<input type="text" value="1"/>	2	<input type="text" value="0"/>	2
Native Hawaiian or Other Pacific Islander	<input type="text" value="0"/>	<input type="text" value="0"/>	<input type="text" value="0"/>	0	<input type="text" value="0"/>	0
White	<input type="text" value="0"/>	<input type="text" value="0"/>	<input type="text" value="3"/>	3	<input type="text" value="0"/>	3
Two or more races	<input type="text" value="0"/>	<input type="text" value="0"/>	<input type="text" value="0"/>	0	<input type="text" value="0"/>	0
Race and ethnicity unknown	<input type="text" value="0"/>	<input type="text" value="0"/>	<input type="text" value="0"/>	0	<input type="text" value="0"/>	0
Total men	1	0	5	6	0	6

Women

Enrolled for <u>credit</u>	Degree/certificate-seeking				Non-degree/ non-certificate-seeking	Total, Full-time undergraduate students
	First-time	Transfer-in	Continuing/ Returning	Total degree/certificate-seeking		
U.S. Nonresident	<input type="text" value="0"/>	<input type="text" value="0"/>	<input type="text" value="0"/>	0	<input type="text" value="0"/>	0
Hispanic/Latino	<input type="text" value="0"/>	<input type="text" value="0"/>	<input type="text" value="0"/>	0	<input type="text" value="0"/>	0
American Indian or Alaska Native	<input type="text" value="0"/>	<input type="text" value="0"/>	<input type="text" value="0"/>	0	<input type="text" value="0"/>	0
Asian	<input type="text" value="0"/>	<input type="text" value="0"/>	<input type="text" value="1"/>	1	<input type="text" value="0"/>	1
Black or African American	<input type="text" value="0"/>	<input type="text" value="0"/>	<input type="text" value="0"/>	0	<input type="text" value="0"/>	0
Native Hawaiian or Other Pacific Islander	<input type="text" value="0"/>	<input type="text" value="0"/>	<input type="text" value="0"/>	0	<input type="text" value="0"/>	0
White	<input type="text" value="5"/>	<input type="text" value="1"/>	<input type="text" value="12"/>	18	<input type="text" value="0"/>	18
Two or more races	<input type="text" value="0"/>	<input type="text" value="1"/>	<input type="text" value="1"/>	2	<input type="text" value="0"/>	2
Race and ethnicity unknown	<input type="text" value="0"/>	<input type="text" value="0"/>	<input type="text" value="3"/>	3	<input type="text" value="0"/>	3
Total women	5	2	17	24	0	24

Grand total (men+women)	6	2	22	30	0	30
Grand total (men+women) 2022-23	1	6	20	27		27

Institution: Missouri University of Science and Technology (178411)

User ID: 29C0011

Part A - Fall Enrollment for Full-Time Undergraduate Students: CIP CODE:14.0000

Enrollment as of the institution's **official fall reporting date** or as of **October 15, 2024**

CIP CODE: 14.0000 – Engineering

Full-time undergraduate students

Reporting Reminders:

- Report Hispanic/Latino individuals of any race as Hispanic/Latino
- Report race for non-Hispanic/Latino individuals only

Men

Enrolled for <u>credit</u>	Degree/certificate-seeking				Non-degree/ non-certificate-seeking	Total, Full-time undergraduate students
	First-time	Transfer-in	Continuing/ Returning	Total degree/certificate-seeking		
U.S. Nonresident	20	4	49	73	0	73
Hispanic/Latino	36	3	87	126	0	126
American Indian or Alaska Native	5	0	8	13	0	13
Asian	28	1	63	92	0	92
Black or African American	28	2	40	70	0	70
Native Hawaiian or Other Pacific Islander	0	0	1	1	0	1
White	514	92	1,442	2,048	0	2,048
Two or more races	24	6	44	74	0	74
Race and ethnicity unknown	69	3	146	218	0	218
Total men	724	111	1,880	2,715	0	2,715

Women

Enrolled for <u>credit</u>	Degree/certificate-seeking				Non-degree/ non-certificate-seeking	Total, Full-time undergraduate students
	First-time	Transfer-in	Continuing/ Returning	Total degree/certificate-seeking		
U.S. Nonresident	5	1	7	13	0	13
Hispanic/Latino	13	3	25	41	0	41
American Indian or Alaska Native	0	0	3	3	0	3
Asian	4	2	19	25	0	25
Black or African American	5	0	13	18	0	18
Native Hawaiian or Other Pacific Islander	0	0	0	0	0	0
White	130	19	358	507	0	507
Two or more races	3	0	14	17	0	17
Race and ethnicity unknown	22	2	29	53	0	53
Total women	182	27	468	677	0	677

Grand total (men+women)	906	138	2,348	3,392	0	3,392
Grand total (men+women) 2022-23	753	136	2,322	3,211		3,211

Institution: Missouri University of Science and Technology (178411)

User ID: 29C0011

Part A - Fall Enrollment for Full-Time Undergraduate Students: CIP CODE:26.0000

Enrollment as of the institution's official fall reporting date or as of October 15, 2024

CIP CODE: 26.0000 – Biological and Biomedical Sciences

Full-time undergraduate students

Reporting Reminders:

- Report Hispanic/Latino individuals of any race as Hispanic/Latino
- Report race for non-Hispanic/Latino individuals only

Men

Enrolled for <u>credit</u>	Degree/certificate-seeking				Non-degree/ non-certificate-seeking	Total, Full-time undergraduate students
	First-time	Transfer-in	Continuing/ Returning	Total degree/certificate-seeking		
U.S. Nonresident	0	1	2	3	0	3
Hispanic/Latino	0	0	3	3	0	3
American Indian or Alaska Native	0	0	0	0	0	0
Asian	0	0	1	1	0	1
Black or African American	0	2	3	5	0	5
Native Hawaiian or Other Pacific Islander	0	0	0	0	0	0
White	9	4	30	43	0	43
Two or more races	0	0	2	2	0	2
Race and ethnicity unknown	1	0	5	6	0	6
Total men	10	7	46	63	0	63

Women

Enrolled for <u>credit</u>	Degree/certificate-seeking				Non-degree/ non-certificate-seeking	Total, Full-time undergraduate students
	First-time	Transfer-in	Continuing/ Returning	Total degree/certificate-seeking		
U.S. Nonresident	0	0	4	4	0	4
Hispanic/Latino	4	0	5	9	0	9
American Indian or Alaska Native	1	0	0	1	0	1
Asian	0	0	4	4	0	4
Black or African American	2	0	1	3	0	3
Native Hawaiian or Other Pacific Islander	1	0	0	1	0	1
White	20	4	46	70	0	70
Two or more races	1	0	1	2	0	2
Race and ethnicity unknown	0	1	7	8	0	8
Total women	29	5	68	102	0	102

Grand total (men+women)	39	12	114	165	0	165
Grand total (men+women) 2022-23	38	10	121	169		169

Institution: Missouri University of Science and Technology (178411)

User ID: 29C0011

Part A - Fall Enrollment for Full-Time Undergraduate Students: CIP CODE:27.0000

Enrollment as of the institution's **official fall reporting date** or as of **October 15, 2024**

CIP CODE: 27.0000 – Mathematics and Statistics

Full-time undergraduate students

Reporting Reminders:

- Report Hispanic/Latino individuals of any race as Hispanic/Latino
- Report race for non-Hispanic/Latino individuals only

Men

Enrolled for <u>credit</u>	Degree/certificate-seeking				Non-degree/ non-certificate-seeking	Total, Full-time undergraduate students
	First-time	Transfer-in	Continuing/ Returning	Total degree/certificate-seeking		
U.S. Nonresident	0	0	0	0	0	0
Hispanic/Latino	3	1	1	5	0	5
American Indian or Alaska Native	0	0	0	0	0	0
Asian	0	0	0	0	0	0
Black or African American	0	0	0	0	0	0
Native Hawaiian or Other Pacific Islander	0	0	0	0	0	0
White	11	0	15	26	0	26
Two or more races	0	0	0	0	0	0
Race/ethnicity unknown	1	0	2	3	0	3
Total men	15	1	18	34	0	34

Women

Enrolled for <u>credit</u>	Degree/certificate-seeking				Non-degree/ non-certificate-seeking	Total, Full-time undergraduate students
	First-time	Transfer-in	Continuing/ Returning	Total degree/certificate-seeking		
U.S. Nonresident	0	0	1	1	0	1
Hispanic/Latino	0	0	1	1	0	1
American Indian or Alaska Native	0	0	0	0	0	0
Asian	0	0	0	0	0	0
Black or African American	0	0	0	0	0	0
Native Hawaiian or Other Pacific Islander	0	0	0	0	0	0
White	4	2	9	15	0	15
Two or more races	0	0	1	1	0	1
Race/ethnicity unknown	0	0	1	1	0	1
Total women	4	2	13	19	0	19

Grand total (men+women)	19	3	31	53	0	53
Grand total (men+women) 2022-23	12	1	44	57		57

Institution: Missouri University of Science and Technology (178411)

User ID: 29C0011

Part A - Fall Enrollment for Full-Time Undergraduate Students: CIP CODE:40.0000

Enrollment as of the institution's **official fall reporting date** or as of **October 15, 2024**

CIP CODE: 40.0000 – Physical Sciences

Full-time undergraduate students

Reporting Reminders:

- Report Hispanic/Latino individuals of any race as Hispanic/Latino
- Report race for non-Hispanic/Latino individuals only

Men

Enrolled for <u>credit</u>	Degree/certificate-seeking				Non-degree/ non-certificate-seeking	Total, Full-time undergraduate students
	First-time	Transfer-in	Continuing/ Returning	Total degree/certificate-seeking		
U.S. Nonresident	0	0	2	2	0	2
Hispanic/Latino	0	0	6	6	0	6
American Indian or Alaska Native	0	0	0	0	0	0
Asian	2	1	4	7	0	7
Black or African American	1	0	0	1	0	1
Native Hawaiian or Other Pacific Islander	0	0	0	0	0	0
White	20	4	56	80	0	80
Two or more races	2	0	5	7	0	7
Race/ethnicity unknown	1	0	4	5	0	5
Total men	26	5	77	108	0	108

Women

Enrolled for <u>credit</u>	Degree/certificate-seeking				Non-degree/ non-certificate-seeking	Total, Full-time undergraduate students
	First-time	Transfer-in	Continuing/ Returning	Total degree/certificate-seeking		
U.S. Nonresident	1	0	1	2	0	2
Hispanic/Latino	1	0	2	3	0	3
American Indian or Alaska Native	0	0	0	0	0	0
Asian	0	0	2	2	0	2
Black or African American	0	0	2	2	0	2
Native Hawaiian or Other Pacific Islander	0	0	0	0	0	0
White	16	4	27	47	0	47
Two or more races	1	0	0	1	0	1
Race/ethnicity unknown	1	0	0	1	0	1
Total women	20	4	34	58	0	58

Grand total (men+women)	46	9	111	166	0	166
Grand total (men+women) 2022-23	38	3	121	162		162

Institution: Missouri University of Science and Technology (178411)

User ID: 29C0011

Part A - Fall Enrollment for Full-Time Undergraduate Students: CIP CODE:52.0000

Enrollment as of the institution's official fall reporting date or as of October 15, 2024

CIP CODE: 52.0000 – Business, Management, Marketing and Related Support Services

Full-time undergraduate students

Reporting Reminders:

- Report Hispanic/Latino individuals of any race as Hispanic/Latino
- Report race for non-Hispanic/Latino individuals only

Men

Enrolled for credit	Degree/certificate-seeking				Non-degree/ non-certificate-seeking	Total, Full-time undergraduate students
	First-time	Transfer-in	Continuing/ Returning	Total degree/certificate-seeking		
U.S. Nonresident	5	0	5	10	0	10
Hispanic/Latino	1	0	3	4	0	4
American Indian or Alaska Native	0	0	0	0	0	0
Asian	1	0	0	1	0	1
Black or African American	1	1	3	5	0	5
Native Hawaiian or Other Pacific Islander	0	0	0	0	0	0
White	10	3	36	49	0	49
Two or more races	0	0	1	1	0	1
Race/ethnicity unknown	2	0	4	6	0	6
Total men	20	4	52	76	0	76

Women

Enrolled for credit	Degree/certificate-seeking				Non-degree/ non-certificate-seeking	Total, Full-time undergraduate students
	First-time	Transfer-in	Continuing/ Returning	Total degree/certificate-seeking		
U.S. Nonresident	0	0	2	2	0	2
Hispanic/Latino	1	0	1	2	0	2
American Indian or Alaska Native	0	0	2	2	0	2
Asian	0	0	0	0	0	0
Black or African American	0	0	1	1	0	1
Native Hawaiian or Other Pacific Islander	0	0	0	0	0	0
White	4	0	5	9	0	9
Two or more races	0	0	0	0	0	0
Race/ethnicity unknown	0	0	1	1	0	1
Total women	5	0	12	17	0	17

Grand total (men+women)	25	4	64	93	0	93
Grand total (men+women) 2022-23	20	8	99	127		127

Institution: Missouri University of Science and Technology (178411)

User ID: 29C0011

Part A - Fall Enrollment for Part-time Undergraduate Students

Enrollment as of the institution's official fall reporting date or as of October 15, 2024

Part-time Undergraduate Students

Reporting Reminders:

- Report Hispanic/Latino individuals of any race as Hispanic/Latino
- Report race for non-Hispanic/Latino individuals only
- Even though Teacher Preparation certificate programs may require a bachelor's degree for admission, they are considered subbaccalaureate undergraduate programs, and students in these programs are undergraduate students.

Men

Enrolled for credit	Degree/certificate-seeking				Non-degree/ non-certificate-seeking	Total, part-time undergraduate students
	First-time	Transfer-in	Continuing/ Returning	Total degree/certificate-seeking		
U.S. Nonresident	1	1	1	3	0	3
Hispanic/Latino	1	4	19	24	2	26
American Indian or Alaska Native	0	0	0	0	0	0
Asian	1	2	17	20	0	20
Black or African American	0	1	6	7	1	8
Native Hawaiian or Other Pacific Islander	0	0	0	0	0	0
White	5	28	206	239	8	247
Two or more races	2	2	6	10	3	13
Race and ethnicity unknown	0	3	27	30	0	30
Total men	10	41	282	333	14	347
Total men prior year	8	42	381	431	12	443

Women

Enrolled for credit	Degree/certificate-seeking				Non-degree/ non-certificate-seeking	Total, part-time undergraduate students
	First-time	Transfer-in	Continuing/ Returning	Total degree/certificate-seeking		
U.S. Nonresident	0	0	3	3	0	3
Hispanic/Latino	0	2	8	10	0	10
American Indian or Alaska Native	0	0	1	1	0	1
Asian	0	0	6	6	1	7
Black or African American	1	0	1	2	0	2
Native Hawaiian or Other Pacific Islander	0	0	0	0	0	0
White	2	15	48	65	7	72
Two or more races	0	0	3	3	0	3
Race and ethnicity unknown	1	2	6	9	2	11
Total women	4	19	76	99	10	109
Total women prior year	1	7	82	90	23	113

Grand total (men+women)	14	60	358	432	24	456
Grand total (men+women) prior year	9	49	463	521	35	556

Institution: Missouri University of Science and Technology (178411)

User ID: 29C0011

Part A - Fall Enrollment for Part-time Undergraduate Students: CIP CODE:13.0000

Enrollment as of the institution's **official fall reporting date** or as of **October 15, 2024**

CIP CODE: 13.0000 – Education

Part-time undergraduate students

Reporting Reminders:

- Report Hispanic/Latino individuals of any race as Hispanic/Latino
- Report race for non-Hispanic/Latino individuals only

Men

Enrolled for <u>credit</u>	Degree/certificate-seeking				Non-degree/ non-certificate-seeking	Total, part-time undergraduate students
	First-time	Transfer-in	Continuing/ Returning	Total degree/certificate-seeking		
U.S. Nonresident	<input type="text" value="0"/>	<input type="text" value="0"/>	<input type="text" value="0"/>	0	<input type="text" value="0"/>	0
Hispanic/Latino	<input type="text" value="0"/>	<input type="text" value="0"/>	<input type="text" value="0"/>	0	<input type="text" value="0"/>	0
American Indian or Alaska Native	<input type="text" value="0"/>	<input type="text" value="0"/>	<input type="text" value="0"/>	0	<input type="text" value="0"/>	0
Asian	<input type="text" value="0"/>	<input type="text" value="0"/>	<input type="text" value="0"/>	0	<input type="text" value="0"/>	0
Black or African American	<input type="text" value="0"/>	<input type="text" value="0"/>	<input type="text" value="0"/>	0	<input type="text" value="0"/>	0
Native Hawaiian or Other Pacific Islander	<input type="text" value="0"/>	<input type="text" value="0"/>	<input type="text" value="0"/>	0	<input type="text" value="0"/>	0
White	<input type="text" value="0"/>	<input type="text" value="0"/>	<input type="text" value="0"/>	0	<input type="text" value="0"/>	0
Two or more races	<input type="text" value="0"/>	<input type="text" value="0"/>	<input type="text" value="1"/>	1	<input type="text" value="0"/>	1
Race/ethnicity unknown	<input type="text" value="0"/>	<input type="text" value="0"/>	<input type="text" value="0"/>	0	<input type="text" value="0"/>	0
Total men	0	0	1	1	0	1

Women

Enrolled for <u>credit</u>	Degree/certificate-seeking				Non-degree/ non-certificate-seeking	Total, part-time undergraduate students
	First-time	Transfer-in	Continuing/ Returning	Total degree/certificate-seeking		
U.S. Nonresident	<input type="text" value="0"/>	<input type="text" value="0"/>	<input type="text" value="0"/>	0	<input type="text" value="0"/>	0
Hispanic/Latino	<input type="text" value="0"/>	<input type="text" value="0"/>	<input type="text" value="0"/>	0	<input type="text" value="0"/>	0
American Indian or Alaska Native	<input type="text" value="0"/>	<input type="text" value="0"/>	<input type="text" value="0"/>	0	<input type="text" value="0"/>	0
Asian	<input type="text" value="0"/>	<input type="text" value="0"/>	<input type="text" value="0"/>	0	<input type="text" value="0"/>	0
Black or African American	<input type="text" value="0"/>	<input type="text" value="0"/>	<input type="text" value="0"/>	0	<input type="text" value="0"/>	0
Native Hawaiian or Other Pacific Islander	<input type="text" value="0"/>	<input type="text" value="0"/>	<input type="text" value="0"/>	0	<input type="text" value="0"/>	0
White	<input type="text" value="1"/>	<input type="text" value="4"/>	<input type="text" value="0"/>	5	<input type="text" value="0"/>	5
Two or more races	<input type="text" value="0"/>	<input type="text" value="0"/>	<input type="text" value="0"/>	0	<input type="text" value="0"/>	0
Race/ethnicity unknown	<input type="text" value="0"/>	<input type="text" value="0"/>	<input type="text" value="0"/>	0	<input type="text" value="0"/>	0
Total women	1	4	<input checked="" type="checkbox"/> 0	5	0	5

Grand total (men+women)	1	4	1	6	0	6
Grand total (men+women) 2022-23			2	2		2

Institution: Missouri University of Science and Technology (178411)

User ID: 29C0011

Part A - Fall Enrollment for Part-time Undergraduate Students: CIP CODE:14.0000

Enrollment as of the institution's official fall reporting date or as of October 15, 2024

CIP CODE: 14.0000 – Engineering

Part-time undergraduate students

Reporting Reminders:

- Report Hispanic/Latino individuals of any race as Hispanic/Latino
- Report race for non-Hispanic/Latino individuals only

Men

Enrolled for <u>credit</u>	Degree/certificate-seeking				Non-degree/ non-certificate-seeking	Total, part-time undergraduate students
	First-time	Transfer-in	Continuing/ Returning	Total degree/certificate-seeking		
U.S. Nonresident	<input type="text" value="0"/>	<input type="text" value="1"/>	<input type="text" value="0"/>	1	<input type="text" value="0"/>	1
Hispanic/Latino	<input type="text" value="0"/>	<input type="text" value="4"/>	<input type="text" value="15"/>	19	<input type="text" value="0"/>	19
American Indian or Alaska Native	<input type="text" value="0"/>	<input type="text" value="0"/>	<input type="text" value="0"/>	0	<input type="text" value="0"/>	0
Asian	<input type="text" value="0"/>	<input type="text" value="2"/>	<input type="text" value="11"/>	13	<input type="text" value="0"/>	13
Black or African American	<input type="text" value="0"/>	<input type="text" value="1"/>	<input type="text" value="4"/>	5	<input type="text" value="0"/>	5
Native Hawaiian or Other Pacific Islander	<input type="text" value="0"/>	<input type="text" value="0"/>	<input type="text" value="0"/>	0	<input type="text" value="0"/>	0
White	<input type="text" value="4"/>	<input type="text" value="28"/>	<input type="text" value="153"/>	185	<input type="text" value="0"/>	185
Two or more races	<input type="text" value="1"/>	<input type="text" value="2"/>	<input type="text" value="4"/>	7	<input type="text" value="0"/>	7
Race and ethnicity unknown	<input type="text" value="0"/>	<input type="text" value="3"/>	<input type="text" value="20"/>	23	<input type="text" value="0"/>	23
Total men	5	41	207	253	0	253

Women

Enrolled for <u>credit</u>	Degree/certificate-seeking				Non-degree/ non-certificate-seeking	Total, part-time undergraduate students
	First-time	Transfer-in	Continuing/ Returning	Total degree/certificate-seeking		
U.S. Nonresident	<input type="text" value="0"/>	<input type="text" value="0"/>	<input type="text" value="2"/>	2	<input type="text" value="0"/>	2
Hispanic/Latino	<input type="text" value="0"/>	<input type="text" value="1"/>	<input type="text" value="5"/>	6	<input type="text" value="0"/>	6
American Indian or Alaska Native	<input type="text" value="0"/>	<input type="text" value="0"/>	<input type="text" value="1"/>	1	<input type="text" value="0"/>	1
Asian	<input type="text" value="0"/>	<input type="text" value="0"/>	<input type="text" value="4"/>	4	<input type="text" value="0"/>	4
Black or African American	<input type="text" value="0"/>	<input type="text" value="0"/>	<input type="text" value="1"/>	1	<input type="text" value="0"/>	1
Native Hawaiian or Other Pacific Islander	<input type="text" value="0"/>	<input type="text" value="0"/>	<input type="text" value="0"/>	0	<input type="text" value="0"/>	0
White	<input type="text" value="1"/>	<input type="text" value="9"/>	<input type="text" value="34"/>	44	<input type="text" value="0"/>	44
Two or more races	<input type="text" value="0"/>	<input type="text" value="0"/>	<input type="text" value="1"/>	1	<input type="text" value="0"/>	1
Race and ethnicity unknown	<input type="text" value="0"/>	<input type="text" value="1"/>	<input type="text" value="5"/>	6	<input type="text" value="0"/>	6
Total women	1	11	53	65	0	65

Grand total (men+women)	6	52	260	318	0	318
Grand total (men+women) 2022-23	7	39	393	439		439

Institution: Missouri University of Science and Technology (178411)

User ID: 29C0011

Part A - Fall Enrollment for Part-time Undergraduate Students: CIP CODE:26.0000

Enrollment as of the institution's official fall reporting date or as of October 15, 2024

CIP CODE: 26.0000 – Biological and Biomedical Sciences

Part-time undergraduate students

Reporting Reminders:

- Report Hispanic/Latino individuals of any race as Hispanic/Latino
- Report race for non-Hispanic/Latino individuals only

Men

Enrolled for <u>credit</u>	Degree/certificate-seeking				Non-degree/ non-certificate-seeking	Total, part-time undergraduate students
	First-time	Transfer-in	Continuing/ Returning	Total degree/certificate-seeking		
U.S. Nonresident	<input type="text" value="0"/>	<input type="text" value="0"/>	<input type="text" value="0"/>	0	<input type="text" value="0"/>	0
Hispanic/Latino	<input type="text" value="0"/>	<input type="text" value="0"/>	<input type="text" value="0"/>	0	<input type="text" value="0"/>	0
American Indian or Alaska Native	<input type="text" value="0"/>	<input type="text" value="0"/>	<input type="text" value="0"/>	0	<input type="text" value="0"/>	0
Asian	<input type="text" value="0"/>	<input type="text" value="0"/>	<input type="text" value="0"/>	0	<input type="text" value="0"/>	0
Black or African American	<input type="text" value="0"/>	<input type="text" value="0"/>	<input type="text" value="0"/>	0	<input type="text" value="0"/>	0
Native Hawaiian or Other Pacific Islander	<input type="text" value="0"/>	<input type="text" value="0"/>	<input type="text" value="0"/>	0	<input type="text" value="0"/>	0
White	<input type="text" value="0"/>	<input type="text" value="0"/>	<input type="text" value="3"/>	3	<input type="text" value="0"/>	3
Two or more races	<input type="text" value="0"/>	<input type="text" value="0"/>	<input type="text" value="0"/>	0	<input type="text" value="0"/>	0
Race and ethnicity unknown	<input type="text" value="0"/>	<input type="text" value="0"/>	<input type="text" value="1"/>	1	<input type="text" value="0"/>	1
Total men	0	0	4	4	0	4

Women

Enrolled for <u>credit</u>	Degree/certificate-seeking				Non-degree/ non-certificate-seeking	Total, part-time undergraduate students
	First-time	Transfer-in	Continuing/ Returning	Total degree/certificate-seeking		
U.S. Nonresident	<input type="text" value="0"/>	<input type="text" value="0"/>	<input type="text" value="0"/>	0	<input type="text" value="0"/>	0
Hispanic/Latino	<input type="text" value="0"/>	<input type="text" value="0"/>	<input type="text" value="2"/>	2	<input type="text" value="0"/>	2
American Indian or Alaska Native	<input type="text" value="0"/>	<input type="text" value="0"/>	<input type="text" value="0"/>	0	<input type="text" value="0"/>	0
Asian	<input type="text" value="0"/>	<input type="text" value="0"/>	<input type="text" value="0"/>	0	<input type="text" value="0"/>	0
Black or African American	<input type="text" value="1"/>	<input type="text" value="0"/>	<input type="text" value="0"/>	1	<input type="text" value="0"/>	1
Native Hawaiian or Other Pacific Islander	<input type="text" value="0"/>	<input type="text" value="0"/>	<input type="text" value="0"/>	0	<input type="text" value="0"/>	0
White	<input type="text" value="0"/>	<input type="text" value="1"/>	<input type="text" value="3"/>	4	<input type="text" value="0"/>	4
Two or more races	<input type="text" value="0"/>	<input type="text" value="0"/>	<input type="text" value="1"/>	1	<input type="text" value="0"/>	1
Race and ethnicity unknown	<input type="text" value="0"/>	<input type="text" value="0"/>	<input type="text" value="0"/>	0	<input type="text" value="0"/>	0
Total women	1	1	6	8	0	8

Grand total (men+women)	1	1	10	12	0	12
Grand total (men+women) 2022-23	2	2	9	13		13

Institution: Missouri University of Science and Technology (178411)

User ID: 29C0011

Part A - Fall Enrollment for Part-time Undergraduate Students: CIP CODE:27.0000

Enrollment as of the institution's **official fall reporting date** or as of **October 15, 2024**

CIP CODE: 27.0000 – Mathematics and Statistics

Part-time undergraduate students

Reporting Reminders:

- Report Hispanic/Latino individuals of any race as Hispanic/Latino
- Report race for non-Hispanic/Latino individuals only

Men

Enrolled for <u>credit</u>	Degree/certificate-seeking				Non-degree/ non-certificate-seeking	Total, part-time undergraduate students
	First-time	Transfer-in	Continuing/ Returning	Total degree/certificate-seeking		
U.S. Nonresident	<input type="text" value="0"/>	<input type="text" value="0"/>	<input type="text" value="0"/>	0	<input type="text" value="0"/>	0
Hispanic/Latino	<input type="text" value="0"/>	<input type="text" value="0"/>	<input type="text" value="0"/>	0	<input type="text" value="0"/>	0
American Indian or Alaska Native	<input type="text" value="0"/>	<input type="text" value="0"/>	<input type="text" value="0"/>	0	<input type="text" value="0"/>	0
Asian	<input type="text" value="0"/>	<input type="text" value="0"/>	<input type="text" value="0"/>	0	<input type="text" value="0"/>	0
Black or African American	<input type="text" value="0"/>	<input type="text" value="0"/>	<input type="text" value="0"/>	0	<input type="text" value="0"/>	0
Native Hawaiian or Other Pacific Islander	<input type="text" value="0"/>	<input type="text" value="0"/>	<input type="text" value="0"/>	0	<input type="text" value="0"/>	0
White	<input type="text" value="0"/>	<input type="text" value="0"/>	<input type="text" value="2"/>	2	<input type="text" value="0"/>	2
Two or more races	<input type="text" value="0"/>	<input type="text" value="0"/>	<input type="text" value="0"/>	0	<input type="text" value="0"/>	0
Race/ethnicity unknown	<input type="text" value="0"/>	<input type="text" value="0"/>	<input type="text" value="0"/>	0	<input type="text" value="0"/>	0
Total men	0	0	2	2	0	2

Women

Enrolled for <u>credit</u>	Degree/certificate-seeking				Non-degree/ non-certificate-seeking	Total, part-time undergraduate students
	First-time	Transfer-in	Continuing/ Returning	Total degree/certificate-seeking		
U.S. Nonresident	<input type="text" value="0"/>	<input type="text" value="0"/>	<input type="text" value="0"/>	0	<input type="text" value="0"/>	0
Hispanic/Latino	<input type="text" value="0"/>	<input type="text" value="0"/>	<input type="text" value="0"/>	0	<input type="text" value="0"/>	0
American Indian or Alaska Native	<input type="text" value="0"/>	<input type="text" value="0"/>	<input type="text" value="0"/>	0	<input type="text" value="0"/>	0
Asian	<input type="text" value="0"/>	<input type="text" value="0"/>	<input type="text" value="0"/>	0	<input type="text" value="0"/>	0
Black or African American	<input type="text" value="0"/>	<input type="text" value="0"/>	<input type="text" value="0"/>	0	<input type="text" value="0"/>	0
Native Hawaiian or Other Pacific Islander	<input type="text" value="0"/>	<input type="text" value="0"/>	<input type="text" value="0"/>	0	<input type="text" value="0"/>	0
White	<input type="text" value="0"/>	<input type="text" value="0"/>	<input type="text" value="1"/>	1	<input type="text" value="0"/>	1
Two or more races	<input type="text" value="0"/>	<input type="text" value="0"/>	<input type="text" value="0"/>	0	<input type="text" value="0"/>	0
Race/ethnicity unknown	<input type="text" value="0"/>	<input type="text" value="0"/>	<input type="text" value="0"/>	0	<input type="text" value="0"/>	0
Total women	0	0	1	1	0	1

Grand total (men+women)	0	0	3	3	0	3
Grand total (men+women) 2022-23						

Institution: Missouri University of Science and Technology (178411)

User ID: 29C0011

Part A - Fall Enrollment for Part-time Undergraduate Students: CIP CODE:40.0000

Enrollment as of the institution's official fall reporting date or as of October 15, 2024

CIP CODE: 40.0000 – Physical Sciences

Part-time undergraduate students

Reporting Reminders:

- Report Hispanic/Latino individuals of any race as Hispanic/Latino
- Report race for non-Hispanic/Latino individuals only

Men

Enrolled for credit	Degree/certificate-seeking				Non-degree/ non-certificate-seeking	Total, part-time undergraduate students
	First-time	Transfer-in	Continuing/ Returning	Total degree/certificate-seeking		
U.S. Nonresident	0	0	0	0	0	0
Hispanic/Latino	1	0	2	3	0	3
American Indian or Alaska Native	0	0	0	0	0	0
Asian	0	0	1	1	0	1
Black or African American	0	0	0	0	0	0
Native Hawaiian or Other Pacific Islander	0	0	0	0	0	0
White	1	0	10	11	0	11
Two or more races	0	0	0	0	0	0
Race and ethnicity unknown	0	0	1	1	0	1
Total men	2	0	14	16	0	16

Women

Enrolled for credit	Degree/certificate-seeking				Non-degree/ non-certificate-seeking	Total, part-time undergraduate students
	First-time	Transfer-in	Continuing/ Returning	Total degree/certificate-seeking		
U.S. Nonresident	0	0	0	0	0	0
Hispanic/Latino	0	0	0	0	0	0
American Indian or Alaska Native	0	0	0	0	0	0
Asian	0	0	0	0	0	0
Black or African American	0	0	0	0	0	0
Native Hawaiian or Other Pacific Islander	0	0	0	0	0	0
White	0	0	0	0	0	0
Two or more races	0	0	0	0	0	0
Race and ethnicity unknown	0	0	0	0	0	0
Total women	0	0	0	0	0	0

Grand total (men+women)	2	0	14	16	0	16
Grand total (men+women) 2022-23		1	16	17		17

Institution: Missouri University of Science and Technology (178411)

User ID: 29C0011

Part A - Fall Enrollment for Part-time Undergraduate Students: CIP CODE:52.0000

Enrollment as of the institution's official fall reporting date or as of October 15, 2024

CIP CODE: 52.0000 – Business, Management, Marketing and Related Support Services

Part-time undergraduate students

Reporting Reminders:

- Report Hispanic/Latino individuals of any race as Hispanic/Latino
- Report race for non-Hispanic/Latino individuals only

Men

Enrolled for credit	Degree/certificate-seeking				Non-degree/ non-certificate-seeking	Total, part-time undergraduate students
	First-time	Transfer-in	Continuing/ Returning	Total degree/certificate-seeking		
U.S. Nonresident	1	0	0	1	0	1
Hispanic/Latino	0	0	0	0	0	0
American Indian or Alaska Native	0	0	0	0	0	0
Asian	0	0	0	0	0	0
Black or African American	0	0	0	0	0	0
Native Hawaiian or Other Pacific Islander	0	0	0	0	0	0
White	0	0	3	3	0	3
Two or more races	0	0	0	0	0	0
Race and ethnicity unknown	0	0	1	1	0	1
Total men	1	0	4	5	0	5

Women

Enrolled for credit	Degree/certificate-seeking				Non-degree/ non-certificate-seeking	Total, part-time undergraduate students
	First-time	Transfer-in	Continuing/ Returning	Total degree/certificate-seeking		
U.S. Nonresident	0	0	0	0	0	0
Hispanic/Latino	0	0	0	0	0	0
American Indian or Alaska Native	0	0	0	0	0	0
Asian	0	0	0	0	0	0
Black or African American	0	0	0	0	0	0
Native Hawaiian or Other Pacific Islander	0	0	0	0	0	0
White	0	1	1	2	0	2
Two or more races	0	0	0	0	0	0
Race and ethnicity unknown	0	0	0	0	0	0
Total women	0	1	1	2	0	2

Grand total (men+women)	1	1	5	7	0	7
Grand total (men+women) 2022-23			5	5		5

Institution: Missouri University of Science and Technology (178411)

User ID: 29C0011

Part A - Fall Enrollment for Undergraduate Students Total

Enrollment as of the institution's **official fall reporting date** or as of **October 15, 2024**

Undergraduate Students

Men

Enrolled for credit	Total full-time undergraduate students	Total part-time undergraduate students	Grand total, all undergraduate students
U.S. Nonresident	137	3	140
Hispanic/Latino	191	26	217
American Indian or Alaska Native	16	0	16
Asian	170	20	190
Black or African American	128	8	136
Native Hawaiian or Other Pacific Islander	2	0	2
White	2,883	247	3,130
Two or more races	110	13	123
Race and ethnicity unknown	289	30	319
Total men	3,926	347	4,273

Women

Enrolled for credit	Total full-time students	Total part-time students	Grand total, all students
U.S. Nonresident	34	3	37
Hispanic/Latino	69	10	79
American Indian or Alaska Native	8	1	9
Asian	51	7	58
Black or African American	42	2	44
Native Hawaiian or Other Pacific Islander	1	0	1
White	847	72	919
Two or more races	31	3	34
Race and ethnicity unknown	87	11	98
Total women	1,170	109	1,279
Grand Total (men+women)	5,096	456	5,552

Institution: Missouri University of Science and Technology (178411)

User ID: 29C0011

Part A - Fall Enrollment for Graduate Students

Enrollment as of the institution's **official fall reporting date** or as of **October 15, 2024**

Graduate Students

Reporting Reminder:

- Report Hispanic/Latino individuals of any race as Hispanic/Latino
- Report race for non-Hispanic/Latino individuals only

Graduate Student Reporting Reminder:

- Report **all** postbaccalaureate degree and certificate students as graduate students, including any doctor's-professional practice students (formerly first-professional)
- Even though Teacher Preparation certificate programs may require a bachelor's degree for admission, they are considered subbaccalaureate undergraduate programs, and students in these programs are undergraduate students.

Men

Enrolled for <u>credit</u>	Total <u>full-time</u>	Total <u>part-time</u>	Total graduate students
U.S. Nonresident	489	70	559
Hispanic/Latino	28	20	48
American Indian or Alaska Native	0	0	0
Asian	18	16	34
Black or African American	12	21	33
Native Hawaiian or Other Pacific Islander	0	0	0
White	186	204	390
Two or more races	10	5	15
Race and ethnicity unknown	30	42	72
Total men	773	378	1,151
Total men prior year	798	405	1,203

Women

Enrolled for <u>credit</u>	Total <u>full-time</u>	Total <u>part-time</u>	Total graduate students
U.S. Nonresident	207	31	238
Hispanic/Latino	6	7	13
American Indian or Alaska Native	0	1	1
Asian	3	9	12
Black or African American	2	3	5
Native Hawaiian or Other Pacific Islander	0	0	0
White	62	87	149
Two or more races	1	4	5
Race and ethnicity unknown	13	15	28
Total women	294	157	451
Total women prior year	306	137	443

Grand total (men+women)	1,067	535	1,602
Grand total (men+women) prior year	1,104	542	1,646

Institution: Missouri University of Science and Technology (178411)

User ID: 29C0011

Part A - Fall Enrollment for Graduate Students: CIP CODE:13.0000

Enrollment as of the institution's **official fall reporting date** or as of **October 15, 2024**

CIP CODE: 13.0000 – Education

Graduate students

Reporting Reminders:

- Report Hispanic/Latino individuals of any race as Hispanic/Latino
- Report race for non-Hispanic/Latino individuals only
- Report all postbaccalaureate degree and certificate students as graduate students, including any doctor's-professional practice students (formerly first-professional)

Men

Students enrolled for <u>credit</u>	Total <u>full-time</u>	Total <u>part-time</u>	Total graduate students
<u>U.S. Nonresident</u>	<input type="text" value="0"/>	<input type="text" value="0"/>	0
<u>Hispanic/Latino</u>	<input type="text" value="0"/>	<input type="text" value="0"/>	0
<u>American Indian or Alaska Native</u>	<input type="text" value="0"/>	<input type="text" value="0"/>	0
<u>Asian</u>	<input type="text" value="0"/>	<input type="text" value="0"/>	0
<u>Black or African American</u>	<input type="text" value="0"/>	<input type="text" value="0"/>	0
<u>Native Hawaiian or Other Pacific Islander</u>	<input type="text" value="0"/>	<input type="text" value="0"/>	0
<u>White</u>	<input type="text" value="0"/>	<input type="text" value="0"/>	0
<u>Two or more races</u>	<input type="text" value="0"/>	<input type="text" value="0"/>	0
<u>Race and ethnicity unknown</u>	<input type="text" value="0"/>	<input type="text" value="0"/>	0
Total men	0	0	0

Women

Students enrolled for <u>credit</u>	Total <u>full-time</u>	Total <u>part-time</u>	Total graduate students
<u>U.S. Nonresident</u>	<input type="text" value="0"/>	<input type="text" value="0"/>	0
<u>Hispanic/Latino</u>	<input type="text" value="0"/>	<input type="text" value="0"/>	0
<u>American Indian or Alaska Native</u>	<input type="text" value="0"/>	<input type="text" value="0"/>	0
<u>Asian</u>	<input type="text" value="0"/>	<input type="text" value="0"/>	0
<u>Black or African American</u>	<input type="text" value="0"/>	<input type="text" value="0"/>	0
<u>Native Hawaiian or Other Pacific Islander</u>	<input type="text" value="0"/>	<input type="text" value="0"/>	0
<u>White</u>	<input type="text" value="0"/>	<input type="text" value="3"/>	3
<u>Two or more races</u>	<input type="text" value="0"/>	<input type="text" value="0"/>	0
<u>Race and ethnicity unknown</u>	<input type="text" value="0"/>	<input type="text" value="0"/>	0
Total women	0	3	3

Grand total (men+women)	0	3	3
Grand total (men+women) 2022-23			

Institution: Missouri University of Science and Technology (178411)

User ID: 29C0011

Part A - Fall Enrollment for Graduate Students: CIP CODE:14.0000

Enrollment as of the institution's **official fall reporting date** or as of **October 15, 2024**

CIP CODE: 14.0000 – Engineering

Graduate students

Reporting Reminders:

- Report Hispanic/Latino individuals of any race as Hispanic/Latino
- Report race for non-Hispanic/Latino individuals only
- Report all postbaccalaureate degree and certificate students as graduate students, including any doctor's-professional practice students (formerly first-professional)

Men

Students enrolled for <u>credit</u>	Total <u>full-time</u>	Total <u>part-time</u>	Total graduate students
<u>U.S. Nonresident</u>	241	35	276
<u>Hispanic/Latino</u>	16	19	35
<u>American Indian or Alaska Native</u>	0	0	0
<u>Asian</u>	12	10	22
<u>Black or African American</u>	9	14	23
<u>Native Hawaiian or Other Pacific Islander</u>	0	0	0
<u>White</u>	122	142	264
<u>Two or more races</u>	3	3	6
<u>Race and ethnicity unknown</u>	22	23	45
Total men	425	246	671

Women

Students enrolled for <u>credit</u>	Total <u>full-time</u>	Total <u>part-time</u>	Total graduate students
<u>U.S. Nonresident</u>	55	5	60
<u>Hispanic/Latino</u>	4	2	6
<u>American Indian or Alaska Native</u>	0	0	0
<u>Asian</u>	2	4	6
<u>Black or African American</u>	1	1	2
<u>Native Hawaiian or Other Pacific Islander</u>	0	0	0
<u>White</u>	32	50	82
<u>Two or more races</u>	1	2	3
<u>Race and ethnicity unknown</u>	6	9	15
Total women	101	73	174
Grand total (men+women)	526	319	845
Grand total (men+women) 2022-23	528	347	875

Institution: Missouri University of Science and Technology (178411)

User ID: 29C0011

Part A - Fall Enrollment for Graduate Students: CIP CODE:26.0000

Enrollment as of the institution's official fall reporting date or as of October 15, 2024

CIP CODE: 26.0000 – Biological and Biomedical Sciences

Graduate students

Reporting Reminders:

- Report Hispanic/Latino individuals of any race as Hispanic/Latino
- Report race for non-Hispanic/Latino individuals only
- Report all postbaccalaureate degree and certificate students as graduate students, including any doctor's-professional practice students (formerly first-professional)

Men

Students enrolled for <u>credit</u>	Total <u>full-time</u>	Total <u>part-time</u>	Total graduate students
U.S. Nonresident	<input type="text" value="2"/>	<input type="text" value="0"/>	2
Hispanic/Latino	<input type="text" value="1"/>	<input type="text" value="0"/>	1
American Indian or Alaska Native	<input type="text" value="0"/>	<input type="text" value="0"/>	0
Asian	<input type="text" value="0"/>	<input type="text" value="0"/>	0
Black or African American	<input type="text" value="0"/>	<input type="text" value="0"/>	0
Native Hawaiian or Other Pacific Islander	<input type="text" value="0"/>	<input type="text" value="0"/>	0
White	<input type="text" value="1"/>	<input type="text" value="1"/>	2
Two or more races	<input type="text" value="0"/>	<input type="text" value="0"/>	0
Race and ethnicity unknown	<input type="text" value="0"/>	<input type="text" value="0"/>	0
Total men	4	1	5

Women

Students enrolled for <u>credit</u>	Total <u>full-time</u>	Total <u>part-time</u>	Total graduate students
U.S. Nonresident	<input type="text" value="3"/>	<input type="text" value="1"/>	4
Hispanic/Latino	<input type="text" value="0"/>	<input type="text" value="0"/>	0
American Indian or Alaska Native	<input type="text" value="0"/>	<input type="text" value="0"/>	0
Asian	<input type="text" value="0"/>	<input type="text" value="0"/>	0
Black or African American	<input type="text" value="0"/>	<input type="text" value="0"/>	0
Native Hawaiian or Other Pacific Islander	<input type="text" value="0"/>	<input type="text" value="0"/>	0
White	<input type="text" value="6"/>	<input type="text" value="1"/>	7
Two or more races	<input type="text" value="0"/>	<input type="text" value="0"/>	0
Race and ethnicity unknown	<input type="text" value="1"/>	<input type="text" value="0"/>	1
Total women	10	2	12

Grand total (men+women)	14	3	17
Grand total (men+women) 2022-23	13	5	18

Institution: Missouri University of Science and Technology (178411)

User ID: 29C0011

Part A - Fall Enrollment for Graduate Students: CIP CODE:27.0000

Enrollment as of the institution's official fall reporting date or as of October 15, 2024

CIP CODE: 27.0000 – Mathematics and Statistics

Graduate students

Reporting Reminders:

- Report Hispanic/Latino individuals of any race as Hispanic/Latino
- Report race for non-Hispanic/Latino individuals only
- Report all postbaccalaureate degree and certificate students as graduate students, including any doctor's-professional practice students (formerly first-professional)

Men

Students enrolled for <u>credit</u>	Total <u>full-time</u>	Total <u>part-time</u>	Total graduate students
U.S. Nonresident	14	0	14
Hispanic/Latino	1	0	1
American Indian or Alaska Native	0	0	0
Asian	0	0	0
Black or African American	0	0	0
Native Hawaiian or Other Pacific Islander	0	0	0
White	8	2	10
Two or more races	0	0	0
Race/ethnicity unknown	0	0	0
Total men	23	2	25

Women

Students enrolled for <u>credit</u>	Total <u>full-time</u>	Total <u>part-time</u>	Total graduate students
U.S. Nonresident	9	0	9
Hispanic/Latino	0	0	0
American Indian or Alaska Native	0	0	0
Asian	0	0	0
Black or African American	0	0	0
Native Hawaiian or Other Pacific Islander	0	0	0
White	1	0	1
Two or more races	0	0	0
Race/ethnicity unknown	1	0	1
Total women	11	0	11

Grand total (men+women)	34	2	36
Grand total (men+women) 2022-23	34	4	38

Institution: Missouri University of Science and Technology (178411)

User ID: 29C0011

Part A - Fall Enrollment for Graduate Students: CIP CODE:40.0000

Enrollment as of the institution's **official fall reporting date** or as of **October 15, 2024**

CIP CODE: 40.0000 – Physical Sciences

Graduate students

Reporting Reminders:

- Report Hispanic/Latino individuals of any race as Hispanic/Latino
- Report race for non-Hispanic/Latino individuals only
- Report all postbaccalaureate degree and certificate students as graduate students, including any doctor's-professional practice students (formerly first-professional)

Men

Students enrolled for <u>credit</u>	Total <u>full-time</u>	Total <u>part-time</u>	Total graduate students
<u>U.S. Nonresident</u>	<input type="text" value="35"/>	<input type="text" value="0"/>	35
<u>Hispanic/Latino</u>	<input type="text" value="1"/>	<input type="text" value="0"/>	1
<u>American Indian or Alaska Native</u>	<input type="text" value="0"/>	<input type="text" value="0"/>	0
<u>Asian</u>	<input type="text" value="1"/>	<input type="text" value="0"/>	1
<u>Black or African American</u>	<input type="text" value="0"/>	<input type="text" value="1"/>	1
<u>Native Hawaiian or Other Pacific Islander</u>	<input type="text" value="0"/>	<input type="text" value="0"/>	0
<u>White</u>	<input type="text" value="18"/>	<input type="text" value="0"/>	18
<u>Two or more races</u>	<input type="text" value="0"/>	<input type="text" value="1"/>	1
<u>Race and ethnicity unknown</u>	<input type="text" value="1"/>	<input type="text" value="3"/>	4
Total men	56	5	61

Women

Students enrolled for <u>credit</u>	Total <u>full-time</u>	Total <u>part-time</u>	Total graduate students
<u>U.S. Nonresident</u>	<input type="text" value="25"/>	<input type="text" value="1"/>	26
<u>Hispanic/Latino</u>	<input type="text" value="0"/>	<input type="text" value="0"/>	0
<u>American Indian or Alaska Native</u>	<input type="text" value="0"/>	<input type="text" value="0"/>	0
<u>Asian</u>	<input type="text" value="0"/>	<input type="text" value="0"/>	0
<u>Black or African American</u>	<input type="text" value="0"/>	<input type="text" value="0"/>	0
<u>Native Hawaiian or Other Pacific Islander</u>	<input type="text" value="0"/>	<input type="text" value="0"/>	0
<u>White</u>	<input type="text" value="5"/>	<input type="text" value="2"/>	7
<u>Two or more races</u>	<input type="text" value="0"/>	<input type="text" value="0"/>	0
<u>Race and ethnicity unknown</u>	<input type="text" value="1"/>	<input type="text" value="0"/>	1
Total women	31	3	34

Grand total (men+women)	87	8	95
Grand total (men+women) 2022-23	94	14	108

Institution: Missouri University of Science and Technology (178411)

User ID: 29C0011

Part A - Fall Enrollment for Graduate Students: CIP CODE:52.0000

Enrollment as of the institution's official fall reporting date or as of October 15, 2024

CIP CODE: 52.0000 – Business, Management, Marketing and Related Support Services

Graduate students

Reporting Reminders:

- Report Hispanic/Latino individuals of any race as Hispanic/Latino
- Report race for non-Hispanic/Latino individuals only
- Report all postbaccalaureate degree and certificate students as graduate students, including any doctor's-professional practice students (formerly first-professional)

Men

Students enrolled for <u>credit</u>	Total <u>full-time</u>	Total <u>part-time</u>	Total graduate students
U.S. Nonresident	<input type="text" value="1"/>	<input type="text" value="0"/>	1
Hispanic/Latino	<input type="text" value="1"/>	<input type="text" value="0"/>	1
American Indian or Alaska Native	<input type="text" value="0"/>	<input type="text" value="0"/>	0
Asian	<input type="text" value="0"/>	<input type="text" value="0"/>	0
Black or African American	<input type="text" value="0"/>	<input type="text" value="1"/>	1
Native Hawaiian or Other Pacific Islander	<input type="text" value="0"/>	<input type="text" value="0"/>	0
White	<input type="text" value="4"/>	<input type="text" value="13"/>	17
Two or more races	<input type="text" value="0"/>	<input type="text" value="0"/>	0
Race and ethnicity unknown	<input type="text" value="0"/>	<input type="text" value="2"/>	2
Total men	6	16	22

Women

Students enrolled for <u>credit</u>	Total <u>full-time</u>	Total <u>part-time</u>	Total graduate students
U.S. Nonresident	<input type="text" value="1"/>	<input type="text" value="1"/>	2
Hispanic/Latino	<input type="text" value="0"/>	<input type="text" value="0"/>	0
American Indian or Alaska Native	<input type="text" value="0"/>	<input type="text" value="1"/>	1
Asian	<input type="text" value="1"/>	<input type="text" value="4"/>	5
Black or African American	<input type="text" value="0"/>	<input type="text" value="0"/>	0
Native Hawaiian or Other Pacific Islander	<input type="text" value="0"/>	<input type="text" value="0"/>	0
White	<input type="text" value="5"/>	<input type="text" value="6"/>	11
Two or more races	<input type="text" value="0"/>	<input type="text" value="0"/>	0
Race and ethnicity unknown	<input type="text" value="0"/>	<input type="text" value="0"/>	0
Total women	7	12	19

Grand total (men+women)	13	28	41
Grand total (men+women) 2022-23	14	46	60

Institution: Missouri University of Science and Technology (178411)

User ID: 29C0011

Part A - Fall Enrollment - Summary

Fall Enrollment Summary

Men

Enrolled for credit	Total full-time students	Total part-time students	Grand total, all students
U.S. Nonresident	626	73	699
Hispanic/Latino	219	46	265
American Indian or Alaska Native	16	0	16
Asian	188	36	224
Black or African American	140	29	169
Native Hawaiian or Other Pacific Islander	2	0	2
White	3,069	451	3,520
Two or more races	120	18	138
Race and ethnicity unknown	319	72	391
Total men	4,699	725	5,424

Women

Enrolled for credit	Total full-time students	Total part-time students	Grand total, all students
U.S. Nonresident	241	34	275
Hispanic/Latino	75	17	92
American Indian or Alaska Native	8	2	10
Asian	54	16	70
Black or African American	44	5	49
Native Hawaiian or Other Pacific Islander	1	0	1
White	909	159	1,068
Two or more races	32	7	39
Race and ethnicity unknown	100	26	126
Total women	1,464	266	1,730
Grand Total (men+women)	6,163	991	7,154

Institution: Missouri University of Science and Technology (178411)

User ID: 29C0011

Part A - Fall Enrollment - Summary: CIP CODE:13.0000

Fall Enrollment Summary

CIP CODE: 13.0000 – Education

Men

Enrolled for credit	Total full-time students	Total part-time students	Grand total, all students
U.S. Nonresident	0	0	0
Hispanic/Latino	0	0	0
American Indian or Alaska Native	0	0	0
Asian	1	0	1
Black or African American	2	0	2
Native Hawaiian or Other Pacific Islander	0	0	0
White	3	0	3
Two or more races	0	1	1
Race and ethnicity unknown	0	0	0
Total men	6	1	7

Women

Enrolled for credit	Total full-time students	Total part-time students	Grand total, all students
U.S. Nonresident	0	0	0
Hispanic/Latino	0	0	0
American Indian or Alaska Native	0	0	0
Asian	1	0	1
Black or African American	0	0	0
Native Hawaiian or Other Pacific Islander	0	0	0
White	18	8	26
Two or more races	2	0	2
Race and ethnicity unknown	3	0	3
Total women	24	8	32
Grand Total (men+women)	30	9	39

Institution: Missouri University of Science and Technology (178411)

User ID: 29C0011

Part A - Fall Enrollment - Summary: CIP CODE:14.0000

Fall Enrollment Summary

CIP CODE: 14.0000 – Engineering

Men

Enrolled for credit	Total full-time students	Total part-time students	Grand total, all students
<u>U.S. Nonresident</u>	314	36	350
<u>Hispanic/Latino</u>	142	38	180
<u>American Indian or Alaska Native</u>	13	0	13
<u>Asian</u>	104	23	127
<u>Black or African American</u>	79	19	98
<u>Native Hawaiian or Other Pacific Islander</u>	1	0	1
<u>White</u>	2,170	327	2,497
<u>Two or more races</u>	77	10	87
<u>Race and ethnicity unknown</u>	240	46	286
Total men	3,140	499	3,639

Women

Enrolled for credit	Total full-time students	Total part-time students	Grand total, all students
<u>U.S. Nonresident</u>	68	7	75
<u>Hispanic/Latino</u>	45	8	53
<u>American Indian or Alaska Native</u>	3	1	4
<u>Asian</u>	27	8	35
<u>Black or African American</u>	19	2	21
<u>Native Hawaiian or Other Pacific Islander</u>	0	0	0
<u>White</u>	539	94	633
<u>Two or more races</u>	18	3	21
<u>Race and ethnicity unknown</u>	59	15	74
Total women	778	138	916
Grand Total (men+women)	3,918	637	4,555

Institution: Missouri University of Science and Technology (178411)

User ID: 29C0011

Part A - Fall Enrollment - Summary: CIP CODE:26.0000

Fall Enrollment Summary

CIP CODE: 26.0000 – Biological and Biomedical Sciences

Men

Enrolled for credit	Total full-time students	Total part-time students	Grand total, all students
U.S. Nonresident	5	0	5
Hispanic/Latino	4	0	4
American Indian or Alaska Native	0	0	0
Asian	1	0	1
Black or African American	5	0	5
Native Hawaiian or Other Pacific Islander	0	0	0
White	44	4	48
Two or more races	2	0	2
Race and ethnicity unknown	6	1	7
Total men	67	5	72

Women

Enrolled for credit	Total full-time students	Total part-time students	Grand total, all students
U.S. Nonresident	7	1	8
Hispanic/Latino	9	2	11
American Indian or Alaska Native	1	0	1
Asian	4	0	4
Black or African American	3	1	4
Native Hawaiian or Other Pacific Islander	1	0	1
White	76	5	81
Two or more races	2	1	3
Race and ethnicity unknown	9	0	9
Total women	112	10	122
Grand Total (men+women)	179	15	194

Institution: Missouri University of Science and Technology (178411)

User ID: 29C0011

Part A - Fall Enrollment - Summary: CIP CODE:27.0000

Fall Enrollment Summary

CIP CODE: 27.0000 – Mathematics and Statistics

Men

Enrolled for credit	Total full-time students	Total part-time students	Grand total, all students
U.S. Nonresident	14	0	14
Hispanic/Latino	6	0	6
American Indian or Alaska Native	0	0	0
Asian	0	0	0
Black or African American	0	0	0
Native Hawaiian or Other Pacific Islander	0	0	0
White	34	4	38
Two or more races	0	0	0
Race and ethnicity unknown	3	0	3
Total men	57	4	61

Women

Enrolled for credit	Total full-time students	Total part-time students	Grand total, all students
U.S. Nonresident	10	0	10
Hispanic/Latino	1	0	1
American Indian or Alaska Native	0	0	0
Asian	0	0	0
Black or African American	0	0	0
Native Hawaiian or Other Pacific Islander	0	0	0
White	16	1	17
Two or more races	1	0	1
Race and ethnicity unknown	2	0	2
Total women	30	1	31
Grand Total (men+women)	87	5	92

Institution: Missouri University of Science and Technology (178411)

User ID: 29C0011

Part A - Fall Enrollment - Summary: CIP CODE:40.0000

Fall Enrollment Summary

CIP CODE: 40.0000 – Physical Sciences

Men

Enrolled for credit	Total full-time students	Total part-time students	Grand total, all students
U.S. Nonresident	37	0	37
Hispanic/Latino	7	3	10
American Indian or Alaska Native	0	0	0
Asian	8	1	9
Black or African American	1	1	2
Native Hawaiian or Other Pacific Islander	0	0	0
White	98	11	109
Two or more races	7	1	8
Race and ethnicity unknown	6	4	10
Total men	164	21	185

Women

Enrolled for credit	Total full-time students	Total part-time students	Grand total, all students
U.S. Nonresident	27	1	28
Hispanic/Latino	3	0	3
American Indian or Alaska Native	0	0	0
Asian	2	0	2
Black or African American	2	0	2
Native Hawaiian or Other Pacific Islander	0	0	0
White	52	2	54
Two or more races	1	0	1
Race and ethnicity unknown	2	0	2
Total women	89	3	92
Grand Total (men+women)	253	24	277

Institution: Missouri University of Science and Technology (178411)

User ID: 29C0011

Part A - Fall Enrollment - Summary: CIP CODE:52.0000

Fall Enrollment Summary

CIP CODE: 52.0000 – Business, Management, Marketing and Related Support Services

Men

Enrolled for credit	Total full-time students	Total part-time students	Grand total, all students
U.S. Nonresident	11	1	12
Hispanic/Latino	5	0	5
American Indian or Alaska Native	0	0	0
Asian	1	0	1
Black or African American	5	1	6
Native Hawaiian or Other Pacific Islander	0	0	0
White	53	16	69
Two or more races	1	0	1
Race and ethnicity unknown	6	3	9
Total men	82	21	103

Women

Enrolled for credit	Total full-time students	Total part-time students	Grand total, all students
U.S. Nonresident	3	1	4
Hispanic/Latino	2	0	2
American Indian or Alaska Native	2	1	3
Asian	1	4	5
Black or African American	1	0	1
Native Hawaiian or Other Pacific Islander	0	0	0
White	14	8	22
Two or more races	0	0	0
Race and ethnicity unknown	1	0	1
Total women	24	14	38
Grand Total (men+women)	106	35	141

Institution: Missouri University of Science and Technology (178411)

User ID: 29C0011

Part A - Fall Enrollment- Gender Unknown or Another Gender than Provided Categories

Reporting Reminders:

- The purpose of this supplemental section is to determine whether institutions are able to report the number of students for whom gender is unknown and the number of students for whom gender does not align with the 'Men' and 'Women' categories. Note that these students must still be allocated into the 'Men' and 'Women' categories in all other sections of the survey component.
- Institutions should not ask students that do not select a binary gender to allocate themselves to a binary gender category; it is up to the institution to allocate unknown students and students that indicate another gender into the binary categories throughout the forms where required. One method commonly used by institutions is to allocate these students to the binary categories required in other parts of the form using the proportion of men to women reported.
- The 'gender unknown' category is to report students for whom the institution does not know a gender.

Is your institution able to report another gender for the Fall 2024 reporting period?

If you indicate 'No, my institution is not able to report another gender,' leave the cells in the rows for 'Another gender' blank (i.e., do not report 0). If you indicate 'No, some cells will have a value of less than 5 students,' your institution collects data on another gender, but some cells have a value of less than 5 students, do not report the data and leave the cells in the rows for 'Another gender' blank. If you indicate 'Yes,' but no students identified as another gender, please enter '0'.

Undergraduate students:


- No, my institution is not able to report another gender (do not report)
- No, some cells will have a value of less than 5 students (do not report)
- Yes

Graduate students:

- No, my institution is not able to report another gender (do not report)
- No, some cells will have a value of less than 5 students (do not report)
- Yes

Of the total students reported, how many students did you allocate to a binary gender category (Men/Women) because their gender was unknown or another gender than the provided categories?

		Number of students			
		Undergraduate students		Graduate students	
		Current Year	Prior year	Current Year	Prior year
Grand total		5,552	5,510	1,602	1,646
<input checked="" type="checkbox"/>	Gender unknown (i.e., gender information is not known or not collected).	<input type="text" value="6"/>	18	<input type="text" value="0"/>	0
<input type="checkbox"/>	Another gender (i.e., gender information is known but does not fall into either of the mutually exclusive binary categories provided [Men/Women]).	<input type="text"/>		<input type="text"/>	
Total of Gender unknown + Another gender		6	18	0	0
Total of Students for whom gender is known and falls into one of the mutually exclusive binary categories provided [Men/Women]		5,546	5,492	1,602	1,646

 You may use the box below to provide additional context for the data you have reported above. Context notes will be posted on the College Navigator website. Therefore, you should write all context notes using proper grammar (e.g., complete sentences with punctuation) and common language that can be easily understood by students and parents (e.g., spell out acronyms).


Institution: Missouri University of Science and Technology (178411)

User ID: 29C0011

Part A - Fall Enrollment by Distance Education Status 1

Enrollment as of the institution's **official fall reporting date** or as of **October 15, 2024**

	Undergraduate Students		Graduate Students
	Degree/certificate-seeking	Non-degree/non-certificate-seeking	
i Enrolled <i>exclusively</i> in distance education courses	24	6	406
Enrolled in <i>at least one</i> but not all distance education courses	2,584	7	348
<i>Not enrolled</i> in any distance education courses	2,913	18	<input checked="" type="checkbox"/> 848
Total (Carried forward from part A)	5,521	31	1,602

 You may use the box below to provide additional context for the data you have reported above. Context notes will be posted on the College Navigator website. Therefore, you should write all context notes using proper grammar (e.g., complete sentences with punctuation) and common language that can be easily understood by students and parents (e.g., spell out acronyms).

Institution: Missouri University of Science and Technology (178411)

User ID: 29C0011

Part A - Fall Enrollment by Distance Education Status 2

Of those students *exclusively* enrolled in distance education courses, report the number that are:

		Undergraduate Students		Graduate Students
		Degree/certificate-seeking	Non-degree/non-certificate-seeking	
Located in	MO	<input type="text" value="22"/>	<input checked="" type="checkbox"/> <input type="text" value="6"/>	<input type="text" value="194"/>
Located in the U.S. but not in	MO	<input type="text" value="2"/>	<input type="text" value="0"/>	<input type="text" value="183"/>
Located in the U.S. but state/jurisdiction unknown		<input type="text" value="0"/>	<input type="text" value="0"/>	<input type="text" value="0"/>
Located outside the U.S.		<input type="text" value="0"/>	<input type="text" value="0"/>	<input type="text" value="28"/>
Location unknown/unreported		0	0	1
Total students exclusively enrolled in distance education (Carried forward from section above)		24	6	406

Institution: Missouri University of Science and Technology (178411)

User ID: 29C0011

Part B - Fall Enrollment by Age and Gender for Full-time Undergraduate Students

Enrollment as of the institution's official fall reporting date or as of October 15, 2024

NOTE: These data are optional this year.

Age	Full-time Undergraduate Students	
	Men	Women
Under 18	29	15
18-19	1,582	506
20-21	1,557	485
22-24	655	139
25-29	78	16
30-34	15	3
35-39	6	4
40-49	4	2
50-64		
65 and over		
Age unknown/unreported	0	0
Total full-time undergraduate students (Carried forward from part A)	3,926	1,170

Institution: Missouri University of Science and Technology (178411)

User ID: 29C0011

Part B - Fall Enrollment by Age and Gender for Part-time Undergraduate Students

Enrollment as of the institution's **official fall reporting date** or as of **October 15, 2024**NOTE: These data are **optional** this year.

Age	Part-time Undergraduate Students	
	Men	Women
Under 18	<input type="text" value="2"/>	<input type="text" value="3"/>
18-19	<input type="text" value="41"/>	<input type="text" value="14"/>
20-21	<input type="text" value="147"/>	<input type="text" value="37"/>
22-24	<input type="text" value="104"/>	<input type="text" value="34"/>
25-29	<input type="text" value="38"/>	<input type="text" value="9"/>
30-34	<input type="text" value="5"/>	<input type="text" value="7"/>
35-39	<input type="text" value="6"/>	<input type="text" value="1"/>
40-49	<input type="text" value="3"/>	<input type="text" value="1"/>
50-64	<input type="text" value="1"/>	<input type="text" value="3"/>
65 and over	<input type="text"/>	<input type="text"/>
Age unknown/unreported	0	0
Total part-time undergraduate students (Carried forward from part A)	347	109

Institution: Missouri University of Science and Technology (178411)

User ID: 29C0011

Part B - Fall Enrollment by Age and Gender for Full-time Graduate Students

Enrollment as of the institution's **official fall reporting date** or as of **October 15, 2024**NOTE: These data are **optional** this year.

Age	Full-time Graduate Students	
	Men	Women
Under 18	<input type="text"/>	<input type="text"/>
18-19	<input type="text"/>	<input type="text"/>
20-21	<input type="text" value="18"/>	<input type="text" value="13"/>
22-24	<input type="text" value="270"/>	<input type="text" value="124"/>
25-29	<input type="text" value="276"/>	<input type="text" value="102"/>
30-34	<input type="text" value="131"/>	<input type="text" value="33"/>
35-39	<input type="text" value="48"/>	<input type="text" value="14"/>
40-49	<input type="text" value="26"/>	<input type="text" value="6"/>
50-64	<input type="text" value="4"/>	<input type="text" value="2"/>
65 and over	<input type="text"/>	<input type="text"/>
Age unknown/unreported	0	0
Total full-time graduate students (Carried forward from part A)	773	294

Institution: Missouri University of Science and Technology (178411)

User ID: 29C0011

Part B - Fall Enrollment by Age and Gender for Part-time Graduate Students

Enrollment as of the institution's official fall reporting date or as of October 15, 2024

NOTE: These data are optional this year.

Age	Part-time Graduate Students	
	Men	Women
Under 18	<input type="text"/>	<input type="text"/>
18-19	<input type="text"/>	<input type="text"/>
20-21	<input type="text" value="1"/>	<input type="text" value="3"/>
22-24	<input type="text" value="66"/>	<input type="text" value="39"/>
25-29	<input type="text" value="117"/>	<input type="text" value="58"/>
30-34	<input type="text" value="70"/>	<input type="text" value="25"/>
35-39	<input type="text" value="49"/>	<input type="text" value="15"/>
40-49	<input type="text" value="45"/>	<input type="text" value="10"/>
50-64	<input type="text" value="26"/>	<input type="text" value="7"/>
65 and over	<input type="text" value="4"/>	<input type="text" value="0"/>
Age unknown/unreported	0	0
Total part-time graduate students (Carried forward from part A)	378	157


Institution: Missouri University of Science and Technology (178411)

User ID: 29C0011

Part C - Screening Question

Did any of your first-time degree/certificate-seeking undergraduate students (reported in Part A) enroll within 12 months of graduating high school or receiving their GED?

- No, we do not have any first-time students who enrolled within 12 months of their high school graduation.
- Yes, we have first-time students who enrolled within 12 months of their high school graduation.

 You may use the box below to provide additional context for the data you have reported above. Context notes will be posted on the College Navigator website. Therefore, you should write all context notes using proper grammar (e.g., complete sentences with punctuation) and common language that can be easily understood by students and parents (e.g., spell out acronyms).

Institution: Missouri University of Science and Technology (178411)

User ID: 29C0011

Part C - Residence of First-time Undergraduates 1

Enrollment as of the institution's **official fall reporting date** or as of **October 15, 2024**

Enter at least one zero, where applicable, to verify that the screen has not been skipped.

State of residence when student was first admitted	FIPS Code	Total first-time degree/certificate-seeking undergraduates (1)	Of students in column 1, those who enrolled within 12 months of high school graduation or receiving their GED (2)
Alabama	01	<input type="text"/>	<input type="text"/>
Alaska	02	<input type="text" value="1"/>	<input type="text" value="1"/>
Arizona	04	<input type="text" value="3"/>	<input type="text" value="3"/>
Arkansas	05	<input type="text" value="32"/>	<input type="text" value="32"/>
California	06	<input type="text" value="1"/>	<input type="text" value="1"/>
Colorado	08	<input type="text" value="9"/>	<input type="text" value="9"/>
Connecticut	09	<input type="text"/>	<input type="text"/>
Delaware	10	<input type="text"/>	<input type="text"/>
District of Columbia	11	<input type="text"/>	<input type="text"/>
Florida	12	<input type="text" value="4"/>	<input type="text" value="4"/>
Georgia	13	<input type="text" value="1"/>	<input type="text" value="1"/>
Hawaii	15	<input type="text"/>	<input type="text"/>
Idaho	16	<input type="text"/>	<input type="text"/>
Illinois	17	<input type="text" value="119"/>	<input type="text" value="118"/>
Indiana	18	<input type="text" value="2"/>	<input type="text" value="2"/>
Iowa	19	<input type="text" value="6"/>	<input type="text" value="6"/>
Kansas	20	<input type="text" value="34"/>	<input type="text" value="33"/>
Kentucky	21	<input type="text" value="3"/>	<input type="text" value="3"/>
Louisiana	22	<input type="text" value="2"/>	<input type="text" value="2"/>
Maine	23	<input type="text"/>	<input type="text"/>

Institution: Missouri University of Science and Technology (178411)

User ID: 29C0011

Part C - Residence of First-time Undergraduates 2

Enrollment as of the institution's **official fall reporting date** or as of **October 15, 2024**

Enter **at least one** zero, where applicable, to verify that the screen has not been skipped.

State of residence when student was first admitted	FIPS Code	Total first-time degree/certificate-seeking undergraduates (1)	Of students in column 1, those who enrolled within 12 months of high school graduation or receiving their GED (2)
Maryland	24	<input type="text"/>	<input type="text"/>
Massachusetts	25	<input type="text" value="2"/>	<input type="text" value="2"/>
Michigan	26	<input type="text" value="1"/>	<input type="text" value="1"/>
Minnesota	27	<input type="text" value="3"/>	<input type="text" value="3"/>
Mississippi	28	<input type="text" value="1"/>	<input type="text" value="1"/>
Missouri	29	<input type="text" value="938"/>	<input type="text" value="923"/>
Montana	30	<input type="text"/>	<input type="text"/>
Nebraska	31	<input type="text" value="3"/>	<input type="text" value="3"/>
Nevada	32	<input type="text" value="1"/>	<input type="text" value="1"/>
New Hampshire	33	<input type="text"/>	<input type="text"/>
New Jersey	34	<input type="text" value="1"/>	<input type="text" value="1"/>
New Mexico	35	<input type="text" value="1"/>	<input type="text" value="1"/>
New York	36	<input type="text" value="1"/>	<input type="text" value="1"/>
North Carolina	37	<input type="text" value="1"/>	<input type="text" value="1"/>
North Dakota	38	<input type="text"/>	<input type="text"/>
Ohio	39	<input type="text"/>	<input type="text"/>
Oklahoma	40	<input type="text" value="16"/>	<input type="text" value="16"/>
Oregon	41	<input type="text" value="1"/>	<input type="text" value="0"/>
Pennsylvania	42	<input type="text" value="1"/>	<input type="text" value="1"/>
Rhode Island	44	<input type="text"/>	<input type="text"/>

Institution: Missouri University of Science and Technology (178411)


User ID: 29C0011

Part C - Residence of First-time Undergraduates 3

Enrollment as of the institution's **official fall reporting date** or as of **October 15, 2024**

Enter **at least one** zero, where applicable, to verify that the screen has not been skipped.

State of residence when student was first admitted	FIPS Code	Total first-time degree/certificate-seeking undergraduates (1)	Of students in column 1, those who enrolled within 12 months of high school graduation or receiving their GED (2)
South Carolina	45	<input type="text"/>	<input type="text"/>
South Dakota	46	<input type="text" value="1"/>	<input type="text" value="1"/>
Tennessee	47	<input type="text" value="1"/>	<input type="text" value="0"/>
Texas	48	<input type="text" value="27"/>	<input type="text" value="27"/>
Utah	49	<input type="text"/>	<input type="text"/>
Vermont	50	<input type="text"/>	<input type="text"/>
Virginia	51	<input type="text"/>	<input type="text"/>
Washington	53	<input type="text" value="2"/>	<input type="text" value="2"/>
West Virginia	54	<input type="text"/>	<input type="text"/>
Wisconsin	55	<input type="text" value="3"/>	<input type="text" value="3"/>
Wyoming	56	<input type="text"/>	<input type="text"/>
State Unknown	57	<input type="text"/>	<input type="text"/>
American Samoa	60	<input type="text"/>	<input type="text"/>
Federated States of Micronesia	64	<input type="text"/>	<input type="text"/>
Guam	66	<input type="text"/>	<input type="text"/>
Marshall Islands	68	<input type="text"/>	<input type="text"/>
Northern Marianas	69	<input type="text"/>	<input type="text"/>
Palau	70	<input type="text"/>	<input type="text"/>
Puerto Rico	72	<input type="text"/>	<input type="text"/>
Virgin Islands	78	<input type="text"/>	<input type="text"/>
Foreign Countries	90	<input type="text" value="45"/>	<input type="text" value="34"/>
Residence unknown/unreported	98	<input type="text" value="2"/>	<input type="text"/>
Total first-time degree/certificate-seeking undergraduates (Carried forward from Part A)		1,269	1,237

 You may use the box below to provide additional context for the data you have reported above. Context notes will be posted on the College Navigator website. Therefore, you should write all context notes using proper grammar (e.g., complete sentences with punctuation) and common language that can be easily understood by students and parents (e.g., spell out acronyms).

Institution: Missouri University of Science and Technology (178411)

User ID: 29C0011

Part D - Total Undergraduate Entering Class

Total Undergraduate Entering Class, Fall 2024

D1	Total full-time, first-time degree/certificate-seeking <u>undergraduates</u> from Part A (GR <u>cohort</u>)	1,255
D2	Total <u>first-time</u> degree/certificate-seeking undergraduates (full-time + part-time) from Part A	1,269
D3	Total <u>transfer-in</u> degree/certificate-seeking undergraduates (full-time + part-time) from Part A	275
D4	Total <u>non-degree/non-certificate-seeking</u> undergraduates (full-time + part-time) from Part A	31
D5	Of the total non-degree/non-certificate-seeking undergraduates displayed on line D4, the number that are new to the institution in Fall 2024	<input type="text" value="9"/>
D6	Total <u>entering students</u> at the undergraduate level Note: This is calculated as first-time students (line D2) + students transferring to the institution (line D3) + non-degree/non-certificate-seeking undergraduates entering in Fall 2024 (line D5).	1,553
D7	Percentage of undergraduate entering class represented by your GR <u>cohort</u> (line D1/line D6)	81

Institution: Missouri University of Science and Technology (178411)

User ID: 29C0011

Part E - First-time Bachelor's Cohort Retention Rates (Full-time)

Retention Rates - Full-time, First-time Bachelor's Seeking Cohort from Fall 2023


Academic reporters determine the cohort and retention as of the institution's official fall reporting date or as of October 15. Program reporters determine the cohort with enrollment any time between August 1 and October 31, 2023 and retention based on August 1, 2024.

The retention rate is calculated by the system after clicking "Save" on the screen. Exclusions are subtracted from and inclusions are added to the original cohort and the resulting adjusted cohort is used for calculating the retention rate.

Retention Data Reporting Reminders:

- Include only **full-time, first-time bachelor's-seeking** students in this cohort.
- Determine the full-time cohort using Fall 2023 status (e.g., if a student was full-time in Fall 2023, report them in the full-time cohort regardless of their Fall 2024 status).
- If there are no students to report in the cohort, enter zero. Do not leave the field blank.
- Report in the exclusions box (line E2a) the number of students from the cohort who left the institution for any of the following reasons: died or were totally and permanently disabled; to serve in the armed forces (including those called to active duty); to serve with a foreign aid service of the Federal Government (e.g., Peace Corps); or to serve on official church missions.
- Report in the inclusion box (line E2b) first-time bachelor's-seeking study abroad students who were excluded from the first-time cohort (line E1) but who have re-enrolled at the institution their second year.

FULL-TIME, FIRST-TIME BACHELOR'S COHORT RETENTION:		Prior year data (Fall 2022 cohort)
E1	Full-time, first-time Fall 2023 bachelor's seeking cohort	1,187 / 1,136
E2a	Exclusions from the Fall 2023 cohort	4 / 2
E2b	Inclusion to the Fall 2023 cohort	0 / 0
E3	Adjusted Fall 2023 cohort (line E1- E2a + E2b)	1,183 / 1,134
E4	Students from Fall 2023 cohort still enrolled as of Fall 2024 + students from Fall 2023 cohort who completed their bachelor's degree as of Fall 2024	1,024 / 976
E5	Full-time, first-time Fall 2023 bachelor's cohort retention rate (line E4 / line E3)	87 % / 86 %

 The notes below provide context for the data you've reported above and **may** be posted on the College Navigator website. Choose one option that best explains your data or choose "Not Applicable" if you do not wish to provide context notes. If none of the options provided explain your institution's data, then choose "Other" and write your own context notes. Therefore, you should write all context notes using proper grammar (e.g., complete sentences with punctuation) and common language that can be easily understood by students and parents (e.g., spell out acronyms).

Not Applicable ▼

Institution: Missouri University of Science and Technology (178411)

User ID: 29C0011

Part E - First-time Bachelor's Cohort Retention Rates (Part-time)

Retention Rates - Part-time, First-time Bachelor's Seeking Cohort from Fall 2023


Academic reporters determine the cohort and retention as of the institution's official fall reporting date or as of October 15. Program reporters determine the cohort with enrollment any time between August 1 and October 31, 2023 and retention based on August 1, 2024.

The retention rate is calculated by the system after clicking "Save" on the screen. Exclusions are subtracted from the original cohort and the resulting adjusted cohort is used for calculating the retention rate.

Retention Data Reporting Reminders:

- Include only **part-time, first-time bachelor's-seeking** students in this cohort.
- Determine part-time using Fall 2023 attendance status (e.g., if a student was part-time in Fall 2023, report them in the part-time cohort regardless of their Fall 2024 status).
- If there are no students to report in the cohort, enter zero. Do not leave the field blank.
- Report in the exclusions box (line E7a) the number of students from the cohort who left the institution for any of the following reasons: died or were totally and permanently disabled; to serve in the armed forces (including those called to active duty); to serve with a foreign aid service of the Federal Government (e.g., Peace Corps); or to serve on official church missions.
- Report in the inclusion box (line E7b) first-time bachelor's-seeking study abroad students who were excluded from the first-time cohort (line E6) but who have re-enrolled at the institution their second year.

PART-TIME, FIRST-TIME BACHELOR'S COHORT RETENTION:		Prior year data (Fall 2022 cohort)
E6	Part-time, first-time Fall 2023 bachelor's seeking cohort	8 / 10
E7a	Exclusions from the Fall 2023 cohort	0 / 0
E7b	Inclusions to the Fall 2023 cohort	0 / 0
E8	Adjusted Fall 2023 cohort (line E6 - E7a + E7b)	8 / 10
E9	Students from Fall 2023 cohort still enrolled as of Fall 2024 + students from Fall 2023 cohort who completed their bachelor's degree as of Fall 2024	4 / 6
E10	Part-time, first-time Fall 2023 bachelor's cohort retention rate (line E9 / line E8)	50 % / 60 %

 The notes below provide context for the data you've reported above and **may** be posted on the College Navigator website. Choose one option that best explains your data or choose "Not Applicable" if you do not wish to provide context notes. If none of the options provided explain your institution's data, then choose "Other" and write your own context notes. Therefore, you should write all context notes using proper grammar (e.g., complete sentences with punctuation) and common language that can be easily understood by students and parents (e.g., spell out acronyms).

Not Applicable ▼

Institution: Missouri University of Science and Technology (178411)

User ID: 29C0011

Part F - Student-to-Faculty Ratio

Student-to-Faculty Ratio

Please provide your institution's student-to-faculty ratio (i.e., student-to-instructional staff) for undergraduate programs for Fall 2024. The student-to-faculty ratio and any accompanying context that is provided will be displayed on College Navigator.

Click [here](#) to use a worksheet to help you determine the student-to-faculty ratio


Student-to-faculty ratio

to 1

Student-to-faculty ratio prior year

19

to 1

 You may use the box below to provide additional context for the data you have reported above. Context notes will be posted on the College Navigator website. Therefore, you should write all context notes using proper grammar (e.g., complete sentences with punctuation) and common language that can be easily understood by students and parents (e.g., spell out acronyms).

Institution: Missouri University of Science and Technology (178411)

User ID: 29C0011

Prepared by

Reporting Reminders:

- The name of the preparer is being collected so that we can follow up with the appropriate person in the event that there are questions concerning the data.
- The Keyholder will be copied on all email correspondence to other preparers.
- The time it took to prepare this component is being collected so that we can continue to improve our estimate of the reporting burden associated with IPEDS.
- Please include in your estimate the time it took for you to review instructions, query and search data sources, complete and review the component, and submit the data through the Data Collection System.
- Thank you for your assistance.

This survey component was prepared by:

<input type="radio"/>	Keyholder	<input type="radio"/>	SFA Contact	<input type="radio"/>	HR Contact
<input type="radio"/>	Finance Contact	<input type="radio"/>	Academic Library Contact	<input type="radio"/>	Other

Name:

Email:

How many staff from your institution only were involved in the data collection and reporting process of this survey component?

Number of Staff (including yourself)

How many hours did you and others from your institution only spend on each of the steps below when responding to this survey component?
Exclude the hours spent collecting data for state and other reporting purposes.

Staff member	Collecting Data Needed	Revising Data to Match IPEDS Requirements	Entering Data	Revising and Locking Data
Your office	<input type="text"/> hours	<input type="text"/> hours	<input type="text"/> hours	<input type="text"/> hours
Other offices	<input type="text"/> hours	<input type="text"/> hours	<input type="text"/> hours	<input type="text"/> hours

Summary

Fall Enrollment Component Summary

The purpose of this summary is to provide you an opportunity to view some of the data that, when accepted through the IPEDS quality control process, will appear on the [College Navigator](#) website and/or your institution's Data Feedback Report (DFR). In addition, all data reported in IPEDS survey components become publicly available through the [IPEDS Use the Data](#) and appear as aggregated statistics in various Department of Education reports. [College Navigator](#) is updated approximately three months after the data collection period closes and DFRs will be available through the [IPEDS Use the Data](#) and sent to your institution's CEO at the end of 2025.

Please review your data for accuracy. If you have questions about the data displayed below or after reviewing the data reported on the survey screens, please contact the IPEDS Help Desk at: 1-877-225-2568 or ipedshelp@rti.org.

Student Enrollment		
Total enrollment		7,154
	Undergraduate enrollment	5,552
	Graduate enrollment	1,602
Student-to-faculty ratio		
		17 to 1

Student Characteristics (All Students)		
Percent of all students who are female (%)		24
Percent of all students by U.S. resident status and race/ethnicity: Note: Race/ethnicity is not collected for U.S. Nonresidents.		
U.S. Resident (%)		86
	American Indian or Alaska Native (%)	0
	Asian (%)	4
	Black or African American (%)	3
	Hispanic/Latino (%)	5
	Native Hawaiian or Pacific Islander (%)	0
	White (%)	64
	Two or More Races (%)	2
	Race and ethnicity unknown (%)	7
U . S. Nonresident (%)		14

Undergraduate Student Characteristics		
Percent of all students who are female (%)		23
Percent of undergraduates who are full-time (%)		92
Percent of undergraduates who are transfer-in (%)		5
Percent of undergraduates who are enrolled exclusively in distance education courses (%)		1
Percent of all students by U.S. resident status and race/ethnicity: Note: Race/ethnicity is not collected for U.S. Nonresidents.		
U.S. Resident (%)		97
	American Indian or Alaska Native (%)	0
	Asian (%)	4
	Black or African American (%)	3
	Hispanic/Latino (%)	5
	Native Hawaiian or Pacific Islander (%)	0
	White (%)	73
	Two or More Races (%)	3
	Race and ethnicity unknown (%)	8
U . S. Nonresident (%)		3

Percent of undergraduate students by age:		
	24 and under (%)	96
	25 and over (%)	4
	Age unknown (%)	0
Percent of first-time degree/certificate seeking students by residence:		
	In state (%)	74
	Out-of-state (%)	22
	Foreign countries (%)	4
	Residence unknown (%)	0

Undergraduate Retention and Graduation Rate Cohort		
	First-time, full-time bachelor's seeking student fall-to-fall retention rate (%)	87
	First-time, part-time bachelor's seeking student fall-to-fall retention rate (%)	50
	Graduation rate cohort as percent of total entering students (%)	81

Graduate Student Characteristics		
	Percent of graduate students who are female (%)	28
	Percent of graduate students who are full-time (%)	67
	Percent of graduate students who are enrolled exclusively in distance education courses (%)	25
Percent of graduate students by U.S. resident status and race/ethnicity: Note: Race/ethnicity is not collected for U.S. Nonresidents.		
	U.S. Resident (%)	50
	American Indian or Alaska Native (%)	0
	Asian (%)	3
	Black or African American (%)	2
	Hispanic/Latino (%)	4
	Native Hawaiian or Pacific Islander (%)	0
	White (%)	34
	Two or More Races (%)	1
	Race and ethnicity unknown (%)	6
	U.S. Nonresident (%)	50

Edit Report

Fall Enrollment

Source	Description	Severity	Resolved	Options
Screen: Part A - Fall Enrollment for Part-time Undergraduate Students: CIP CODE:13.0000				
Perform Edits	You have reported Transfer-in students (Col 2) for part-time undergraduate women (CIP 13.0000), but no Continuing/Returning students in Col 3. Please confirm that these data are correct or contact the IPEDS Help Desk for assistance at 1-877-225-2568. (Error #6225)	Confirmation	Yes	
Screen: Part A - Fall Enrollment- Gender Unknown or Another Gender than Provided Categories				
Screen Entry	The number of undergraduate students - Gender unknown is outside the expected range when compared with the data reported by your institution in the prior year. Please correct your data or contact the IPEDS Help Desk for assistance. (Error #6842)	Explanation	Yes	
Reason	12 more undergraduate students self-reported a gender than the prior fall term.			
Screen: Part A - Fall Enrollment by Distance Education Status 1				
Upload File	Your institution reported that you had 93% of your students enrolled "Not enrolled in any distance education courses" last year, but this year you reported 52.93% enrolled in "Not enrolled in any distance education courses" in Graduate Students. This is a larger shift than we would expect. Please correct your data or explain the discrepancy. (Error #6838)	Explanation	Yes	
Reason	Decrease in Graduate students not enrolled in distance education is due in-house changes in how 100% Online courses are identified.			
Screen: Part A - Fall Enrollment by Distance Education Status 2				
Perform Edits	All undergraduate non-degree/non-certificate-seeking students exclusively enrolled in distance education courses are not expected to be reported under the same location category. Please correct your data or explain. (Error #6171)	Explanation	Yes	
Reason	Since it is a single digit amount, it is statistically viable that all non-degree undergraduates students be located in Missouri.			