

IPEDS 2024-25 Data Collection System

IPEDS HELP DESK (877) 225-2568 | ipedshelp@rti.org
OMB NO. 1850-0582 v.33 : Approval Expires 8/31/2027
User ID: 29C0011

Cost II 2024-25

Section 2: 2023-24 Data

Institution: University of Missouri-St Louis (178420)

User ID: 29C0011

Overview

Cost Overview

The purpose of the Cost (CST) component is to collect information on student charges for Cost of Attendance estimates and to calculate an Average Net Price (ANP) for first-time, full-time undergraduate students to meet requirements of the Higher Education Act of 1965 (HEA), as amended. This component also collects information on tuition and fees for other groups of students.

Much of the data reported on CST appear on College Navigator, which is updated only one time after CST data have been reviewed by NCES. Therefore, any data reporting errors may stay on College Navigator for a full year.

Additionally, the ANP calculation has important implications for what students see about your institution, and also for the College Affordability and Transparency Center lists.

Data Reporting Reminder:

- Report data to accurately reflect the time period corresponding with the IPEDS survey component, even if such reporting is seemingly inconsistent with prior-year reporting.

Changes in reporting:

The following changes were made for the 2024-25 collection:

- This is a new survey component that will open in the Fall to allow Cost of Attendance (COA) data to be updated on College Navigator. The component will reopen in the Winter to collect selected information on financial aid awards to calculate an institutional Average Net Price (ANP), at which time COA data elements can be updated or corrected.
- Added questions to determine and make publicly available the information on whether postsecondary institutions ask for other financial information not on the FAFSA form and whether they collect asset data even when students qualify for having their assets exempted from the federal need analysis as this information required by the FAFSA Simplification Act.

Resources:

- To download the survey materials for this component: [Survey Materials](#)
- To access your prior year data submission for this component: [Reported Data](#)

If you have questions about completing this survey, please contact the IPEDS Help Desk at 1-877-225-2568.

Institution: University of Missouri-St Louis (178420)

User ID: 29C0011

Screening Questions

Data changed on this page cannot be saved and therefore will not be changed in the Winter Collection Periods.**1. Does your institution offer institutionally-controlled housing (on-campus and/or off-campus)?***If you answer Yes to this question, you will be expected to specify a housing capacity, and to report a housing charge or a combined food and housing charge.* No YesSpecify housing capacity for academic year 2024-25 421**2. Are all full-time, first-time degree/certificate-seeking students required to live on campus or in institutionally controlled housing?***This is only a screening question, and your response does not show up on College Navigator.**If you answer Yes to this question, you will not be asked to report off-campus food and housing in the cost of attendance. If you make ANY exceptions to this rule, please answer No so that this does not cause conflicts with the average net price calculation. Misreporting may lead to an inaccurate average net price calculation for your institution.* No Yes, and we do not make ANY (even one) exceptions to this rule**3. Does your institution charge different tuition rates for in-district, in-state, or out-of-state students?***If you answer Yes to this question, you will be expected to report different tuition amounts for in-district, in-state, and out-of-state students (as applicable).*Only select YES if you charge different tuition by students' residence status. You should not select YES and then report the same tuition rate 3 times. No Yes, please check all tuition rates charged by your institution In-district In-state Out-of-state**4. Do you offer food or meal plans to your students?***If you answer Yes to this question, you will be expected to report a food charge or combined food and housing charge (C10).* No Yes - Enter the number of meals per week for the meal plan with the largest number of meals available Yes - Number of meals per week can vary (e.g., students charge meals against a meal card)**5. Does your institution charge an application fee?** No Yes - select checkboxes for the student level(s) that have an application fee and report the amount of application fee(s) in Section 1 Part A. Undergraduate programs Graduate programs (not including Doctor's-Professional practice) Doctor's-Professional Practice programs**6. For institutions that charge an application fee, can the application fee be waived for applicants that demonstrate financial need?** No Yes (please indicate for which level(s) application fee can be waived) Undergraduate programs Graduate programs (not including Doctor's-Professional practice) Doctor's-Professional Practice programs**7. Indicate whether or not your institution participates in a Promise program.** No Yes**8. Indicate whether or not any of the following alternative tuition plans are offered by your institution.** No Yes [Check all that apply] Tuition guarantee Prepaid tuition plan Tuition payment plan

Other (specify in box below)


9. For the purposes of awarding institutional financial aid, does your institution require asset information from students who qualify for the exemption from asset reporting on the FAFSA form?

- No
 Yes

10. For the purpose of awarding institutional financial aid, does your institution require additional financial information separate from the FAFSA form?

- No
 Yes (please include a website link to where your institution's website explains what additional financial information is required.)

Link URL:

 You may use the box below to provide additional context for the data you have reported above. Context notes will be posted on the College Navigator website. Therefore, you should write all context notes using proper grammar (e.g., complete sentences with punctuation) and common language that can be easily understood by students and parents (e.g., spell out acronyms).

Institution: University of Missouri-St Louis (178420)

User ID: 29C0011

Section 1 - Student Charges: Part A - Application fees

Data changed on this page cannot be saved and therefore will not be changed in the Winter Collection Periods.

If the institution charges an application fee, indicate the amount.

	Amount	Prior year
Graduate application fee (not including Doctor's-Professional practice)	50	55
Doctor's-Professional Practice programs	50	

You may use the box below to provide additional context for the data you have reported above. Context notes will be posted on the College Navigator website. Therefore, you should write all context notes using proper grammar (e.g., complete sentences with punctuation) and common language that can be easily understood by students and parents (e.g., spell out acronyms).

Section 1 - Student Charges: Part B - Cost of attendance for full-time, first-time undergraduate students

Reporting Reminders:

- These data will be made available to the public on College Navigator. If your institution participates in any Title IV programs (Federal Pell Grant, Federal Direct Loan, etc.), all information must be reported.
- For current year amounts: Please enter the amounts below.
- For prior year amounts: Please review the amounts below for accuracy and consistency with your institution's records and edit if needed. These data will be made available to the public on College Navigator.
- Estimates of expenses for books and supplies, food and housing, and other expenses are those from the Cost of Attendance report used by the financial aid office in determining financial need.

Charges for full academic year	2021-22	2022-23	2023-24	2024-25		
<u>Tuition and required fees:</u>					Tuition Guarantee (check only if applicable to entering students in 2024-25)	Guaranteed increase %
<u>In-district</u>						
Tuition	11,214	11,693	13,440	14,112	<input type="checkbox"/>	<input type="text"/>
Required fees	0	0	0	0	<input type="checkbox"/>	<input type="text"/>
Tuition + fees total	11,214	11,693	13,440	14,112		
<u>In-state</u>						
Tuition	11,214	11,693	13,440	14,112	<input type="checkbox"/>	<input type="text"/>
Required fees	0	0	0	0	<input type="checkbox"/>	<input type="text"/>
Tuition + fees total	11,214	11,693	13,440	14,112		
<u>Out-of-state</u>						
Tuition	28,532	29,960	33,432	35,112	<input type="checkbox"/>	<input type="text"/>
Required fees	0	0	0	0	<input type="checkbox"/>	<input type="text"/>
Tuition + fees total	28,532	29,960	33,432	35,112		
<u>Books and supplies</u>	1,000	1,000	1,000	1,000		
<u>On-campus:</u>						
Food and housing	10,606	10,920	13,104	13,502		
Other expenses	5,694	6,030	6,562	7,188		
Food and housing and other expenses total	16,300	16,950	19,666	20,690		
<u>Off-campus (not with family):</u>						
Food and housing	11,632	12,376	13,576	14,252		
Other expenses	6,782	7,220	7,914	8,132		
Food and housing and other expenses total	18,414	19,596	21,490	22,384		
<u>Off-campus (with family):</u>						
Food and housing				4,276		
Other expenses	6,782	7,220	7,914	8,132		
Food and housing and other expenses total	6,782	7,220	7,914	12,408		

You may use the box below to provide additional context for the data you have reported above. Context notes will be posted on the College Navigator website. Therefore, you should write all context notes using proper grammar (e.g., complete sentences with punctuation) and common language that can be easily understood by students and parents (e.g., spell out acronyms).

- Non-applicable
- The Cost of Attendance varies by program.
- The Cost of Attendance or tuition and fee methodology changed from last year.
- We allow special Cost of Attendance allowance additions for some programs and student categories.
- Cost of Attendance updates are based on a recent (prior or current year) cost survey.
- Tuition and fees, and Cost of Attendance components vary by campus location.

- This is a U.S. Service Academy. All costs are covered, and students receive a stipend in exchange for a U.S. Armed Forces service commitment.
- First-year students must live on campus.
- The Tuition and Fees includes the estimated cost of a computer required for all students.
- The Tuition and Fees includes the cost of books and supplies.
- The Books and Supplies includes the estimated cost of a computer required for all students.
- The Cost of Attendance (COA) is based on a weighted average of student living arrangement categories while enrolled.
- The Cost of Attendance (COA) is based on a weighted average of costs for all students across Title IV eligible programs.

Other

Institution: University of Missouri-St Louis (178420)

User ID: 29C0011

Section 1 - Student Charges: Part C - Tuition and Required Fees by Level (Undergraduate and Graduate [not including Doctor's-Professional practice])

Data changed on this page cannot be saved and therefore will not be changed in the Winter Collection Periods.

When reporting for graduate students, **do not include** tuition for Doctor's-Professional students. This will be collected separately.

Average tuition and required fees to all students in each category for the full academic year 2024-25 should be included (not just first-time, full-time undergraduate students).						
Undergraduate students (all)	In-district	Prior year	In-state	Prior year	Out-of-state	Prior year
Full-time						
Tuition	15,120	14,400	15,120	14,400	37,620	35,820
Required fees	0	0	0	0	0	0
Part-time						
Tuition (per credit hour charges)	504	480	504	480	1,254	1,194
Required fees	0		0		0	
Graduate students (not including Doctor's-Professional practice)	In-district	Prior year	In-state	Prior year	Out-of-state	Prior year
Full-time						
Tuition	15,480	14,736	15,480	14,736	36,792	35,040
Required fees	0	0	0	0	0	0
Part-time						
Tuition (per credit hour charges)	645	614	645	614	1,533	1,460
Required fees	0		0		0	

You may use the box below to provide additional context for the data you have reported above. Context notes will be posted on the College Navigator website. Therefore, you should write all context notes using proper grammar (e.g., complete sentences with punctuation) and common language that can be easily understood by students and parents (e.g., spell out acronyms).

Section 1 - Student Charges: Part D - Tuition and Required Fees by Level (Selected Doctor's-Professional Practice)

Data changed on this page cannot be saved and therefore will not be changed in the Winter Collection Periods.

Average tuition and required fees to all students in each category for the full academic year 2024-25 should be included. DO NOT include food and housing charges.		
	In-state	Out-of-state
1. Chiropractic (D.C. or D.C.M.):		
Tuition	<input type="text"/>	<input type="text"/>
Required fees	<input type="text"/>	<input type="text"/>
2. Dentistry (D.D.S. or D.M.D.):		
Tuition	<input type="text"/>	<input type="text"/>
Required fees	<input type="text"/>	<input type="text"/>
3. Medicine (M.D.):		
Tuition	<input type="text"/>	<input type="text"/>
Required fees	<input type="text"/>	<input type="text"/>
4. Optometry (O.D.):		
Tuition	<input type="text" value="29,120"/>	<input type="text" value="48,064"/>
Required fees	<input type="text" value="1,800"/>	<input type="text" value="1,800"/>
5. Osteopathic Medicine (D.O.):		
Tuition	<input type="text"/>	<input type="text"/>
Required fees	<input type="text"/>	<input type="text"/>
6. Pharmacy (Pharm.D.):		
Tuition	<input type="text"/>	<input type="text"/>
Required fees	<input type="text"/>	<input type="text"/>
7. Podiatry (Pod.D., D.P., or D.P.M.):		
Tuition	<input type="text"/>	<input type="text"/>
Required fees	<input type="text"/>	<input type="text"/>
8. Veterinary Medicine (D.V.M.):		
Tuition	<input type="text"/>	<input type="text"/>
Required fees	<input type="text"/>	<input type="text"/>
9. Law (J.D.):		
Tuition	<input type="text"/>	<input type="text"/>
Required fees	<input type="text"/>	<input type="text"/>


Institution: University of Missouri-St Louis (178420)

User ID: 29C0011

Section 1 - Student Charges: Part E - Food and Housing

Data changed on this page cannot be saved and therefore will not be changed in the Winter Collection Periods.**What are the typical food and housing charges for a student for the full academic year 2024-25?***If your institution offers food or housing at no charge to students, enter zero.**If you report food and housing separately, leave the combined charge blank. If you report a combined charge, leave the food and housing charges blank.*

Food and Housing charges	Amount	Prior year
i Housing charge (Double occupancy)	<input type="text" value="7,782"/>	7,556
i Food charge (Maximum plan)	<input type="text" value="4,996"/>	5,200
Combined food and housing charge (Answer only if you CANNOT separate food and housing charges.)	<input type="text" value="N/A"/>	

 You may use the box below to provide additional context for the data you have reported above. Context notes will be posted on the College Navigator website. Therefore, you should write all context notes using proper grammar (e.g., complete sentences with punctuation) and common language that can be easily understood by students and parents (e.g., spell out acronyms).

Institution: University of Missouri-St Louis (178420)

User ID: 29C0011

Section 2 - Financial Aid Data : Part A - Establish Your Student Counts

Part A - Establish Your Student Counts

Instructions:

In the fields below, report the number of full-time, first-time degree/certificate-seeking undergraduate students enrolled in Fall 2023.

Reporting Reminders:

- Part A establishes student counts.
- The numbers on this screen are carried forward to other parts of the Cost survey component and checked for consistency with data reported in other survey components.

		CURRENT REPORTED DATA	PRIOR REPORTED DATA
		Fall 2023	Fall 2022
01	All full-time, first-time degree/certificate-seeking undergraduate students	<input type="text" value="434"/>	415
02	Of those on line 01, those (paying the lower of in-state or in-district tuition rate) who were awarded grant or scholarship aid from the federal government, state/local government, or the institution	<input type="text" value="326"/>	319
03	Of those on line 01, those (paying the lower of in-state or in-district tuition rate) who were awarded any <u>Title IV federal student aid</u>	<input type="text" value="236"/>	236

Institution: University of Missouri-St Louis (178420)

User ID: 29C0011

Section 2 - Financial Aid Data: Part B - full-time, first-time degree/certificate-seeking undergraduate students

Part B – Number of full-time, first-time degree/certificate-seeking undergraduate students paying different tuition rates

Instructions:

- In the fields below, report the number of full-time, first-time degree/certificate-seeking undergraduate students enrolled in Fall 2023 paying the lower of in-state or in-district tuition rate. If your institution does not offer different rates, report all students as paying in-state tuition rates.

Information from Part A		Fall 2023		
01	Full-time, first-time degree/certificate-seeking undergraduate students (This number is carried forward from Part A, Line 01)	434		
Full-time, first-time students:		YOUR CURRENT YEAR DATA		YOUR PRIOR YEAR DATA
		Fall 2023		Fall 2022
		Number of students	Percentage of students	Percentage of students
02	<u>paying in-district tuition rates</u>	<input type="text" value="0"/>	0	0
03	<u>paying in-state tuition rates</u>	<input type="text" value="326"/>	75	77
04	<u>paying out-of-state tuition rates</u>	<input type="text" value="108"/>	25	23
05	Unknown (calculated value) This value is calculated using the following formula: [Line 01-(Line 02 +Line 03 +Line 04)]	0	0	0

Institution: University of Missouri-St Louis (178420)

User ID: 29C0011

Section 2 - Financial Aid Data: Part C - full-time, first-time degree/certificate-seeking undergraduate students Awarded Grant & Scholarship Aid

Part C - Enter information about full-time, first-time degree/certificate-seeking undergraduate students paying the lower of in-state or in-district tuition rate who were awarded grant or scholarship aid from the following sources: the federal government, state/local government, or the institution

Reporting Reminders:

- **The information you report in this part will be used in Section 3 to calculate an institutional average net price (ANP)**
- Do not include students who received HEERF grants only.
- For this part, report:
 - **Students:** Full-time, first-time degree/certificate-seeking undergraduate students enrolled in Fall 2023 for the 2023-24 academic year as defined by the institution paying the lower of in-state or in-district tuition rate who were awarded grant or scholarship aid from the following sources: the federal government, state/local government, or the institution (Do not include students awarded only grant or scholarship aid from private or other sources, or students awarded only non-grant aid)
 - **Aid Types:** Grant or scholarship aid from the federal government, state/local government, and/or the institution. (Do not include grant or scholarship aid from private or other sources, parent PLUS loans, federal student loans, private loans, HEERF grants, and/or Federal Work Study amounts)
 - **Award period:** Any time during academic year 2023-24, including cross-over financial aid award periods assigned to the 2023-24 academic year.

Information from Part A:		PRIOR REPORTED DATA Fall 2021	PRIOR REPORTED DATA Fall 2022	CURRENT REPORTED DATA Fall 2023
01	Full-time, first-time degree/certificate-seeking undergraduate students paying the lower of in-state or in-district tuition rate who were awarded grant or scholarship aid from the following sources: the federal government, state/local government, or the institution (This number is carried forward from Part A, Line 02)	197	<input checked="" type="checkbox"/> 319	326
Report the number of these students from Part A, Line 02 with the following living arrangements:		PRIOR REPORTED DATA Fall 2021	PRIOR REPORTED DATA Fall 2022	CURRENT REPORTED DATA Fall 2023
02	<u>On-campus</u>	65	<input checked="" type="checkbox"/> 112	113
03	<u>Off-campus (with family)</u>	85	<input checked="" type="checkbox"/> 115	120
04	<u>Off-campus (not with family)</u>	21	<input checked="" type="checkbox"/> 42	32
05	Unknown (calculated) This value is calculated using the following formula: Line 01 - (Line 02 +Line 03 +Line 04)	26	50	61
06	Report the total amount of grant or scholarship aid from the federal government, state/local government, or the institution awarded to these students. Do not include HEERF grants.	Award period 2021-22	Award period 2022-23	Award period 2023-24
		2,133,649	4,567,668	4,889,040
07	Average grant or scholarship aid from the federal government, state/local government, or the institution awarded to full-time, first-time degree/certificate undergraduate students (calculated value). This value is calculated using the following formula: Line 06/Line 01	10,831	<input checked="" type="checkbox"/> 14,319	14,997

You may use the box below to provide additional context for the data you have reported above. Context notes will be posted on the College Navigator website. Therefore, you should write all context notes using proper grammar (e.g., complete sentences with punctuation) and common language that can be easily understood by students and parents (e.g., spell out acronyms).

Institution: University of Missouri-St Louis (178420)

User ID: 29C0011

Section 2 - Financial Aid Data: Part D - full-time, first-time degree/certificate-seeking undergraduate students Awarded Title IV Aid

Full-time, first-time degree/certificate-seeking undergraduate students paying the lower of in-state or in-district tuition rate awarded any Title IV federal student aid.

Reporting Reminders:

- The information you report in this part will be used in Section 3 to calculate an institutional average net price (ANP) by income level.
- Do not include students who received HEERF grants only.
- For this part, report:
 - **Students:** Full-time, first-time degree/certificate-seeking undergraduate students enrolled Fall 2023 for the 2023-24 academic year as defined by the institution paying the lower of in-state or in-district tuition rate who were awarded any Title IV federal student aid


Information from Part A:		PRIOR REPORTED DATA Fall 2021	PRIOR REPORTED DATA Fall 2022	CURRENT REPORTED DATA Fall 2023
01	Full-time, first-time degree/certificate-seeking undergraduate students paying the lower of in-state or in-district tuition rate who were awarded any Title IV federal student aid (This number is carried forward from Part A, Line 03) Report the number of these students with the following living arrangements:	<input type="text" value="125"/>	<input checked="" type="checkbox"/> <input type="text" value="236"/>	<input type="text" value="236"/>
Report the number of these students from Part A, Line 01 with the following living arrangements:		PRIOR REPORTED DATA Fall 2021	PRIOR REPORTED DATA Fall 2022	CURRENT REPORTED DATA Fall 2023
		2021-22	2022-23	2023-24
02	<u>On-campus</u>	<input type="text" value="37"/>	<input checked="" type="checkbox"/> <input type="text" value="82"/>	<input type="text" value="97"/>
03	<u>Off-campus (with family)</u>	<input type="text" value="55"/>	<input type="text" value="51"/>	<input type="text" value="38"/>
04	<u>Off-campus (not with family)</u>	<input type="text" value="19"/>	<input checked="" type="checkbox"/> <input type="text" value="42"/>	<input type="text" value="43"/>
05	Unknown (calculated) This value is calculated using the formula: [Line 01 - (Line 02 +Line 03 + Line 04)]	<input type="text" value="14"/>	<input type="text" value="61"/>	<input type="text" value="58"/>

Full-Time, First-Time Degree/Certificate Undergraduates Awarded Title IV Aid

		Number of students awarded any Title IV aid	Of those in Column 1, the number awarded any grant or scholarship aid from the following sources: the federal government, state/local government, or the institution	For those in Column 1, the total amount of grant or scholarship aid awarded from the following sources: the federal government, state/local government, or the institution	Average amount of federal, state/local, and institutional grant or scholarship aid awarded to students in Column 1
2021-22					
Income level	Col. 1	Col. 2	Col. 3	Col. 4	
01	\$0-30,000	<input type="text" value="44"/>	<input type="text" value="44"/>	<input type="text" value="741,334"/>	<input type="text" value="16,849"/>
02	\$30,001-48,000	<input type="text" value="19"/>	<input type="text" value="19"/>	<input type="text" value="275,030"/>	<input type="text" value="14,475"/>
03	\$48,001-75,000	<input type="text" value="22"/>	<input type="text" value="22"/>	<input type="text" value="278,005"/>	<input type="text" value="12,637"/>
04	\$75,001-110,000	<input type="text" value="13"/>	<input type="text" value="12"/>	<input type="text" value="66,224"/>	<input checked="" type="checkbox"/> 5,094
05	\$110,001 and more	<input type="text" value="27"/>	<input type="text" value="24"/>	<input type="text" value="161,133"/>	<input type="text" value="5,968"/>
06	Total all income levels	<input type="text" value="125"/>	<input type="text" value="121"/>	<input type="text" value="1,521,726"/>	<input type="text" value="12,174"/>

		Number of students awarded any Title IV aid	Of those in Column 1, the number awarded any grant or scholarship aid from the following sources: the federal government, state/local government, or the institution	For those in Column 1, the total amount of grant or scholarship aid awarded from the following sources: the federal government, state/local government, or the institution	Average amount of federal, state/local, and institutional grant or scholarship aid awarded to students in Column 1
2022-23					
Income level	Col. 1	Col. 2	Col. 3	Col. 4	
01	\$0-30,000	<input type="text" value="82"/>	<input type="text" value="82"/>	<input type="text" value="1,428,671"/>	<input checked="" type="checkbox"/> 17,423
02	\$30,001-48,000	<input type="text" value="51"/>	<input type="text" value="51"/>	<input type="text" value="936,451"/>	<input type="text" value="18,362"/>
03	\$48,001-75,000	<input type="text" value="53"/>	<input type="text" value="53"/>	<input type="text" value="766,483"/>	<input type="text" value="14,462"/>
04	\$75,001-110,000	<input type="text" value="22"/>	<input type="text" value="22"/>	<input type="text" value="179,469"/>	<input checked="" type="checkbox"/> 8,158
05	\$110,001 and more	<input type="text" value="28"/>	<input type="text" value="28"/>	<input type="text" value="257,086"/>	<input type="text" value="9,182"/>
06	Total all income levels	<input checked="" type="checkbox"/> 236	<input checked="" type="checkbox"/> 236	<input checked="" type="checkbox"/> 3,568,160	<input type="text" value="15,119"/>

		Number of students awarded any Title IV aid	Of those in Column 1, the number awarded any grant or scholarship aid from the following sources: the federal government, state/local government, or the institution	For those in Column 1, the total amount of grant or scholarship aid awarded from the following sources: the federal government, state/local government, or the institution	Average amount of federal, state/local, and institutional grant or scholarship aid awarded to students in Column 1
2023-24					
Income level		Col. 1	Col. 2	Col. 3	Col. 4
01	\$0-30,000	<input type="text" value="97"/>	<input type="text" value="97"/>	<input type="text" value="1,762,289"/>	<input checked="" type="checkbox"/> 18,168
02	\$30,001-48,000	<input type="text" value="38"/>	<input type="text" value="38"/>	<input type="text" value="692,357"/>	18,220
03	\$48,001-75,000	<input type="text" value="43"/>	<input type="text" value="43"/>	<input type="text" value="687,011"/>	15,977
04	\$75,001-110,000	<input type="text" value="27"/>	<input type="text" value="27"/>	<input type="text" value="367,229"/>	13,601
05	\$110,001 and more	<input type="text" value="31"/>	<input type="text" value="31"/>	<input type="text" value="297,335"/>	9,591
06	Total all income levels	236	236	3,806,221	16,128

 You may use the box below to provide additional context for the data you have reported above. Context notes will be posted on the College Navigator website. Therefore, you should write all context notes using proper grammar (e.g., complete sentences with punctuation) and common language that can be easily understood by students and parents (e.g., spell out acronyms).

Institution: University of Missouri-St Louis (178420)

User ID: 29C0011

Section 3 - Average Net Price: Part A - Net Price for full-time, first-time degree/certificate-seeking undergraduate students Awarded Grant & Scholarship Aid

Part A – Average net price calculation for full-time, first-time degree/certificate-seeking undergraduate students paying the lower of in-state or in-district tuition rate awarded grant or scholarship aid from the federal government, state/local government, or the institution

Note:

- The following average net price (ANP) values are calculated by the IPEDS Data Collection System and based on Cost of Attendance (COA) and selected financial aid information reported in Sections 1 and 2, respectively, of the Cost survey component. For more information about the data your institution reported in Sections 1 and 2, please contact your institution's IPEDS Keyholder.

Cost of attendance components		PRIOR REPORTED DATA	PRIOR REPORTED DATA	CURRENT REPORTED DATA
		2021-22	2022-23	2023-24
01	Tuition and required fees (lower of in-state or in-district tuition rate)	11,214	11,693	13,440
02	Books and supplies	1,000	1,000	1,000
Food and housing and other expenses by living arrangement				
03	On-campus	16,300	16,950	19,666
04	Off-campus (with family)	6,782	7,220	7,914
05	Off-campus (not with family)	18,414	19,596	21,490
Number of these students by living arrangement		PRIOR REPORTED DATA	PRIOR REPORTED DATA	CURRENT REPORTED DATA
		2021-22	2022-23	2023-24
06	On-campus	65	112	113
07	Off-campus (with family)	85	115	120
08	Off-campus (not with family)	21	42	32
09	Unknown	26	50	61
10	Weighted average for food and housing and other expenses by number of students for each living arrangement (excluding unknown values) See instructions for the formula for this calculation	11,828	13,203	14,565
11	Total cost of attendance This value is calculated using the following formula: [Line 01 + Line 02 + Line 10]	24,042	25,896	29,005
12	Average amount of grant or scholarship aid awarded to these students from the following sources: the federal government, state/local government, and the institution	10,831	14,319	14,997
13	Average institutional net price for these students This value is calculated using the following formula: [Line 11 - Line 12]	13,211	11,577	14,008

As required by the Higher Education Act of 1965, as amended, these amounts will be posted on the U.S. Department of Education's College Navigator website and used in the U.S. Department of Education's College Affordability and Transparency Lists.

You may use the box below to provide additional context for the data you have reported above. Context notes will be posted on the College Navigator website. Therefore, you should write all context notes using proper grammar (e.g., complete sentences with punctuation) and common language that can be easily understood by students and parents (e.g., spell out acronyms).

Institution: University of Missouri-St Louis (178420)

User ID: 29C0011

Section 3 - Average Net Price: Part B - Net Price for full-time, first-time degree/certificate-seeking undergraduate students Awarded Title IV Aid

Net Price Calculation for Full-time, first-time degree/certificate-seeking undergraduate students awarded any Title IV federal student aid.

Note:

- The following average net price (ANP) values are calculated by the IPEDS Data Collection System and based on Cost of Attendance (COA) and selected financial aid information reported in Sections 1 and 2, respectively, of the Cost survey component. For more information about the data your institution reported in Sections 1 and 2, please contact your institution's IPEDS Keyholder.

Cost of attendance of components		PRIOR REPORTED DATA	PRIOR REPORTED DATA	CURRENT REPORTED DATA
		2021-22	2022-23	2023-24
01	Tuition and required fees (lower of in-state or in-district tuition rate)	11,214	11,693	13,440
02	Books and supplies	1,000	1,000	1,000
Food and housing and other expenses by living arrangement				
03	On-campus	16,300	16,950	19,666
04	Off-campus (with family)	6,782	7,220	7,914
05	Off-campus (not with family)	18,414	19,596	21,490
Number of these students by living arrangement		PRIOR REPORTED DATA 2021-22	PRIOR REPORTED DATA 2022-23	CURRENT REPORTED DATA 2023-24
06	On-campus	37	82	97
07	Off-campus (with family)	55	51	38
08	Off-campus (not with family)	19	42	43
09	Unknown	14	61	58
10	Weighted average for food and housing and other expenses by number of students for each living arrangement (excluding unknown values) See instructions for the formula for this calculation	11,946	14,749	17,598
11	Total cost of attendance This value is calculated using the following formula: [G01+G02+G10]	24,160	27,442	32,038
12	Average amount of grant or scholarship aid awarded to these students from the following sources: the federal government, state/local government, and the institution			
13	\$0-30,000	16,849	17,423	18,168
14	\$30,001-48,000	14,475	18,362	18,220
15	\$48,001-75,000	12,637	14,462	15,977
16	\$75,001-110,000	5,094	8,158	13,601
17	\$110,001 and more	5,968	9,182	9,591
18	Total all income levels	12,174	15,119	16,128
Average institutional net price for full-time, first-time degree/certificate-seeking undergraduate students (paying the lower of in-state or in-district tuition rate) who were awarded any Title IV federal student aid by income level. This value is calculated using the following formula: [Line 11-(Line 13 through 18, respectively)]				
19	\$0-30,000	7,311	10,019	13,870
20	\$30,001-48,000	9,685	9,080	13,818
21	\$48,001-75,000	11,523	12,980	16,061
22	\$75,001-110,000	19,066	19,284	18,437
23	\$110,001 and more	18,192	18,260	22,447
24	Total all income levels	11,986	12,323	15,910

As required by the Higher Education Act of 1965, as amended, these amounts will be posted on the U.S. Department of Education's College Navigator website.

You may use the box below to provide additional context for the data you have reported above. Context notes will be posted on the College Navigator website. Therefore, you should write all context notes using proper grammar (e.g., complete sentences with punctuation) and common language that can be easily understood by students and parents (e.g., spell out acronyms).



Institution: University of Missouri-St Louis (178420)

User ID: 29C0011

Prepared by

Prepared by

Reporting Reminders:

- The name of the preparer is being collected so that we can follow up with the appropriate person in the event that there are questions concerning the data.
- The Keyholder will be copied on all email correspondence to other preparers.
- The time it took to prepare this component is being collected so that we can continue to improve our estimate of the reporting burden associated with IPEDS.
- Please include in your estimate the time it took for you to review instructions, query and search data sources, complete and review the component, and submit the data through the Data Collection System.
- Thank you for your assistance.

This survey component was prepared by:

<input checked="" type="radio"/>	Keyholder	<input type="radio"/>	SFA Contact	<input type="radio"/>	HR Contact
<input type="radio"/>	Finance Contact	<input type="radio"/>	Academic Library Contact	<input type="radio"/>	Other
Name: <input type="text" value="Randy Sade"/>					
Email: <input type="text" value="SadeR@umsystem.edu"/>					

How many staff from your institution only were involved in the data collection and reporting process of this survey component?

Number of Staff (including yourself)

How many hours did you and others from your institution only spend on each of the steps below when responding to this survey component?
 Exclude the hours spent collecting data for state and other reporting purposes.

Staff member	Collecting Data Needed	Revising Data to Match IPEDS Requirements	Entering Data	Revising and Locking Data
Your office	<input type="text" value="3.00"/> hours	<input type="text" value="0.00"/> hours	<input type="text" value="0.50"/> hours	<input type="text" value="3.50"/> hours
Other offices	<input type="text" value="9.00"/> hours	<input type="text" value="0.00"/> hours	<input type="text" value="1.00"/> hours	<input type="text" value="5.00"/> hours

Summary

Cost I Component Summary

The purpose of this summary is to provide you an opportunity to view some of the data that, when accepted through the IPEDS quality control process, will appear on the [College Navigator](#) website and/or your institution's Data Feedback Report (DFR). In addition, all data reported in IPEDS survey components become publicly available through the [IPEDS Use the Data](#) and appear as aggregated statistics in various Department of Education reports. [College Navigator](#) is updated approximately three months after the data collection period closes and DFRs will be available through the [IPEDS Use the Data](#) and sent to your institution's CEO at the end of 2025.

Please review your data for accuracy. If you have questions about the data displayed below or after reviewing the data reported on the survey screens, please contact the IPEDS Help Desk at: 1-877-225-2568 or ipedshelp@rti.org.

GENERAL INFORMATION	
Reporter Type	Academic
Calendar System	Semester
Award Levels Offered	Postsecondary awards, certificates, or diplomas of 300-899 clock hours... Postsecondary awards, certificates, or diplomas of at least 900 clock hours but less than 1,800 clock hours... Bachelor's degree Postbaccalaureate certificate Master's degree Post-master's certificate Doctor's degree - research/scholarship Doctor's degree - professional practice Full-time Undergraduate
Levels of Enrollment Offered	Full-time First-time, degree/certificate-seeking Undergraduate Full-time Graduate (not including doctor's professional) Part-time Undergraduate Part-time First-time, degree/certificate-seeking Undergraduate Part-time Graduate (not including doctor's professional) Doctor's degree - professional practice programs
System	University of Missouri System

PRICING INFORMATION					
Alternative Tuition Plans	Tuition payment plan				
Promise program	Yes				
Full-time Undergraduate Tuition and Fees					
	Average full-time undergraduate student tuition and fees for academic year 2024-25	Tuition		Fees	
	In-state	15,120		0	
	Out-of-state	37,620		0	
Full-time Graduate Tuition and Fees					
	Average full-time graduate student tuition and fees for academic year 2024-25	Tuition		Fees	
	In-state	15,480		0	
	Out-of-state	36,792		0	
First-time, Full-time Undergraduate Cost of Attendance					
	Estimated expenses for academic year	2021-22	2022-23	2023-24	2024-25
	In-state tuition and fees	11,214	11,693	13,440	14,112
	Out-of-state tuition and fees	28,532	29,960	33,432	35,112
	Books and supplies	1,000	1,000	1,000	1,000
	On-campus food and housing	10,606	10,920	13,104	13,502
	On-campus other expenses	5,694	6,030	6,562	7,188
	Off-campus food and housing	11,632	12,376	13,576	14,252
	Off-campus other expenses	6,782	7,220	7,914	8,132
	Off-campus with family food and housing				4,276
	Off-campus with family other expenses	6,782	7,220	7,914	8,132

Average Net Price				
		2021-22	2022-23	2023-24

Average institutional net price for Full-time, first-time degree/certificate-seeking undergraduate students paying the lower of in-state or in-district tuition rate for public institutions who were awarded grant or scholarship aid from the federal government, state/local government, or the institution		13,211	11,577	14,008
Average institutional net price for full-time, first-time degree/certificate-seeking undergraduate students paying the lower of in-state or in-district tuition rate for public institutions who were awarded any Title IV federal student aid by income level.				
	\$0-30,000	7,311	10,019	13,870
	\$30,001-48,000	9,685	9,080	13,818
	\$48,001-75,000	11,523	12,980	16,061
	\$75,001-110,000	19,066	19,284	18,437
	\$110,001 and more	18,192	18,260	22,447
	Total all income levels	11,986	12,323	15,910

Edit Report

Cost II

Source	Description	Severity	Resolved	Options
Screen: Screening Questions				
Screen Entry	This value is expected to be within 20% of the prior year amount. Please correct your data, provide an explanation, or contact the IPEDS Help Desk for assistance. (Error #11544)	Explanation	Yes	
Reason	Mansion Hill closed this year which included 294 beds.			
Screen: Section 2 - Financial Aid Data: Part C - full-time, first-time degree/certificate-seeking undergraduate students Awarded Grant & Scholarship Aid				
Screen Entry	The number entered is outside the expected range of between 138 and 256 when compared with the prior year value. Please correct your data or explain. (Error #7169)	Explanation	Yes	
Reason	This is a direct correlation to the 53% increase in first-time full-time degree seeking in Section A, Line 01.			
Screen Entry	The number entered is outside the expected range of between 46 and 84 when compared with the prior year value. Please correct your data or explain. (Error #7169)	Explanation	Yes	
Reason	This is a direct correlation to the 53% increase in first-time full-time degree seeking in Section A, Line 01.			
Screen Entry	The number entered is outside the expected range of between 60 and 110 when compared with the prior year value. Please correct your data or explain. (Error #7169)	Explanation	Yes	
Reason	This is a direct correlation to the 53% increase in first-time full-time degree seeking in Section A, Line 01.			
Screen Entry	The number entered is outside the expected range of between 1 and 33 when compared with the prior year value. Please correct your data or explain. (Error #7169)	Explanation	Yes	
Reason	This is a direct correlation to the 53% increase in first-time full-time degree seeking in Section A, Line 01.			
Screen Entry	The values reported for the number of FTFT awarded Grant & Scholarship Aid students in 2022-23 and the total amount of aid they were awarded (Section 2 - Part C, line 06) make the average amount of aid awarded to these students outside the expected range of between 7,582 and 14,080 when compared with the prior year value. Please correct your data or explain. (Error #7327)	Explanation	Yes	
Reason	Increased institutional grants to eligible students, amount is in line with two years ago with similar sample and taking in account the cost of living.			
Screen: Section 2 - Financial Aid Data: Part D - full-time, first-time degree/certificate-seeking undergraduate students Awarded Title IV Aid				
Screen Entry	The calculated average amount of grant or scholarship aid awarded to FTFT awarded Title IV Aid students from the federal government, state/local government, or the institution for this income level is smaller than expected in comparison with the other income levels. Please check the values reported for the number of these students who were awarded any Title IV aid (Col. 1) and the total amount of grant or scholarship aid awarded to them (Col. 3) and correct your data or explain the discrepancy. (Error #7317)	Explanation	Yes	
Reason	The slight difference can be accounted for part of the aid awarded being merit aid and not awarded based on need.			
Screen Entry	The number entered is outside the expected range of between 88 and 162 when compared with the prior year value. Please correct your data or explain. (Error #7169)	Explanation	Yes	
Reason	This is a direct correlation to the 53% increase in first-time full-time degree seeking in Section A, Line 01.			
Screen Entry	The number entered is outside the expected range of between 26 and 48 when compared with the prior year value. Please correct your data or explain. (Error #7169)	Explanation	Yes	
Reason	This is a direct correlation to the 53% increase in first-time full-time degree seeking in Section A, Line 01.			
Screen Entry	The number entered is outside the expected range of between 1 and 33 when compared with the prior year value. Please correct your data or explain. (Error #7169)	Explanation	Yes	
Reason	This is a direct correlation to the 53% increase in first-time full-time degree seeking in Section A, Line 01.			
Screen Entry	The calculated average amount of grant or scholarship aid awarded to FTFT awarded Title IV Aid students from the federal government, state/local government, or the institution for this income level is smaller than expected in comparison with the other income levels. Please check the values reported for the number of these students who were awarded any Title IV aid (Col. 1) and the total amount of grant or scholarship aid awarded to them (Col. 3) and correct your data or explain the discrepancy. (Error #7317)	Explanation	Yes	
Reason	Some of the additional aid awarded was merit based and less of the lower group received merit based or the 30K-48K smaller n sizes allowed of more flexibility in the average amount.			
Screen Entry	The calculated average amount of grant or scholarship aid awarded to FTFT awarded Title IV Aid students from the federal government, state/local government, or the institution for this income level is smaller than expected in comparison with the other income levels. Please check the values reported for the number of	Explanation	Yes	

	these students who were awarded any Title IV aid (Col. 1) and the total amount of grant or scholarship aid awarded to them (Col. 3) and correct your data or explain the discrepancy. (Error #7317)			
Reason	Small number size causes major changes with an average amount.			
Screen Entry	The total number of FTFT awarded Title IV Aid students who were awarded any Title IV aid across all income levels is outside the expected range of between 94 and 156 based on the prior year value. Please correct your data or explain. (Error #7333)	Explanation	Yes	
Reason	This is a direct correlation to the 53% increase in first-time full-time degree seeking in Section A, Line 01.			
Screen Entry	The total amount of grant or scholarship aid awarded to FTFT awarded Title IV Aid students from the federal government, state/local government, or the institution across all income levels is outside the expected range of between 1,141,295 and 1,902,157 based on the prior year value. Please correct your data or explain. (Error #7332)	Explanation	Yes	
Reason	This is a direct correlation to the 53% increase in first-time full-time degree seeking in Section A, Line 01.			
Screen Entry	The total number of FTFT awarded Title IV Aid students who were awarded any grant or scholarship aid from the federal government, state/local government, or the institution across all income levels is outside of the expected range of between 67 and 175 based on the prior year value. Please correct your data or explain. (Error #7334)	Explanation	Yes	
Reason	This is a direct correlation to the 53% increase in first-time full-time degree seeking in Section A, Line 01.			
Screen Entry	The calculated average amount of grant or scholarship aid awarded to FTFT awarded Title IV Aid students from the federal government, state/local government, or the institution for this income level is smaller than expected in comparison with the other income levels. Please check the values reported for the number of these students who were awarded any Title IV aid (Col. 1) and the total amount of grant or scholarship aid awarded to them (Col. 3) and correct your data or explain the discrepancy. (Error #7317)	Explanation	Yes	
Reason	Students in the higher income bracket on average received more in non-need, merit based aid.			