

# IPEDS 2024-25 Data Collection System

IPEDS HELP DESK (877) 225-2568 | [ipedshelp@rti.org](mailto:ipedshelp@rti.org)  
OMB NO. 1850-0582 v.33 : Approval Expires 8/31/2027  
User ID: 29C0011

Cost II 2024-25

Section 2: 2023-24 Data

Institution: University of Missouri-Columbia (178396)

User ID: 29C0011

## Overview

### Cost Overview

The purpose of the Cost (CST) component is to collect information on student charges for Cost of Attendance estimates and to calculate an Average Net Price (ANP) for first-time, full-time undergraduate students to meet requirements of the Higher Education Act of 1965 (HEA), as amended. This component also collects information on tuition and fees for other groups of students.

Much of the data reported on CST appear on College Navigator, which is updated only one time after CST data have been reviewed by NCES. Therefore, any data reporting errors may stay on College Navigator for a full year.

Additionally, the ANP calculation has important implications for what students see about your institution, and also for the College Affordability and Transparency Center lists.

### Data Reporting Reminder:

- Report data to accurately reflect the time period corresponding with the IPEDS survey component, even if such reporting is seemingly inconsistent with prior-year reporting.

### Changes in reporting:

The following changes were made for the 2024-25 collection:

- This is a new survey component that will open in the Fall to allow Cost of Attendance (COA) data to be updated on College Navigator. The component will reopen in the Winter to collect selected information on financial aid awards to calculate an institutional Average Net Price (ANP), at which time COA data elements can be updated or corrected.
- Added questions to determine and make publicly available the information on whether postsecondary institutions ask for other financial information not on the FAFSA form and whether they collect asset data even when students qualify for having their assets exempted from the federal need analysis as this information required by the FAFSA Simplification Act.

### Resources:

- To download the survey materials for this component: [Survey Materials](#)
- To access your prior year data submission for this component: [Reported Data](#)

If you have questions about completing this survey, please contact the IPEDS Help Desk at 1-877-225-2568.

Institution: University of Missouri-Columbia (178396)

User ID: 29C0011

## Screening Questions

**Data changed on this page cannot be saved and therefore will not be changed in the Winter Collection Periods.****1. Does your institution offer institutionally-controlled housing (on-campus and/or off-campus)?***If you answer Yes to this question, you will be expected to specify a housing capacity, and to report a housing charge or a combined food and housing charge.*

- No  
 Yes

Specify housing capacity for academic year 2024-25**2. Are all full-time, first-time degree/certificate-seeking students required to live on campus or in institutionally controlled housing?***This is only a screening question, and your response does not show up on College Navigator.**If you answer Yes to this question, you will not be asked to report off-campus food and housing in the cost of attendance. If you make ANY exceptions to this rule, please answer No so that this does not cause conflicts with the average net price calculation. Misreporting may lead to an inaccurate average net price calculation for your institution.*

- No  
 Yes, and we do not make ANY (even one) exceptions to this rule

**3. Does your institution charge different tuition rates for in-district, in-state, or out-of-state students?***If you answer Yes to this question, you will be expected to report different tuition amounts for in-district, in-state, and out-of-state students (as applicable).*Only select YES if you charge different tuition by students' residence status. You should not select YES and then report the same tuition rate 3 times.

- No  
 Yes, please check all tuition rates charged by your institution
- In-district
  - In-state
  - Out-of-state

**4. Do you offer food or meal plans to your students?***If you answer Yes to this question, you will be expected to report a food charge or combined food and housing charge (C10).*

- No  
 Yes - Enter the number of meals per week for the meal plan with the largest number of meals available
- Yes - Number of meals per week can vary (e.g., students charge meals against a meal card)

**5. Does your institution charge an application fee?**

- No  
 Yes - select checkboxes for the student level(s) that have an application fee and report the amount of application fee(s) in Section 1 Part A.
- Undergraduate programs
  - Graduate programs (not including Doctor's-Professional practice)
  - Doctor's-Professional Practice programs

**6. For institutions that charge an application fee, can the application fee be waived for applicants that demonstrate financial need?**

- No  
 Yes (please indicate for which level(s) application fee can be waived)
- Undergraduate programs
  - Graduate programs (not including Doctor's-Professional practice)
  - Doctor's-Professional Practice programs

**7. Indicate whether or not your institution participates in a Promise program.**

- No  
 Yes

**8. Indicate whether or not any of the following alternative tuition plans are offered by your institution.**

- No  
 Yes [Check all that apply]
- Tuition guarantee
  - Prepaid tuition plan
  - Tuition payment plan

Other (specify in box below)


**9. For the purposes of awarding institutional financial aid, does your institution require asset information from students who qualify for the exemption from asset reporting on the FAFSA form?**

- No  
 Yes

**10. For the purpose of awarding institutional financial aid, does your institution require additional financial information separate from the FAFSA form?**

- No  
 Yes (please include a website link to where your institution's website explains what additional financial information is required.)

Link URL:

 You may use the box below to provide additional context for the data you have reported above. Context notes will be posted on the College Navigator website. Therefore, you should write all context notes using proper grammar (e.g., complete sentences with punctuation) and common language that can be easily understood by students and parents (e.g., spell out acronyms).


Institution: University of Missouri-Columbia (178396)


User ID: 29C0011

Section 1 - Student Charges: Part A - Application fees

**Data changed on this page cannot be saved and therefore will not be changed in the Winter Collection Periods.**

If the institution charges an application fee, indicate the amount.

	 Amount	Prior year
Undergraduate application fee	<input type="text" value="55"/>	55
Graduate application fee (not including Doctor's-Professional practice)	<input type="text" value="75"/>	75
Doctor's-Professional Practice programs	<input type="text" value="75"/>	

 You may use the box below to provide additional context for the data you have reported above. Context notes will be posted on the College Navigator website. Therefore, you should write all context notes using proper grammar (e.g., complete sentences with punctuation) and common language that can be easily understood by students and parents (e.g., spell out acronyms).

Doctor's-Professional Practice application fees vary depending on degree program. Please refer to the program department's webpage for details.

Institution: University of Missouri-Columbia (178396)

User ID: 29C0011

Section 1 - Student Charges: Part B - Cost of attendance for full-time, first-time undergraduate students

Reporting Reminders:

- These data will be made available to the public on College Navigator. If your institution participates in any Title IV programs (Federal Pell Grant, Federal Direct Loan, etc.), all information must be reported.
- For current year amounts: Please enter the amounts below.
- For prior year amounts: Please review the amounts below for accuracy and consistency with your institution's records and edit if needed. These data will be made available to the public on College Navigator.
- Estimates of expenses for books and supplies, food and housing, and other expenses are those from the Cost of Attendance report used by the financial aid office in determining financial need.

Charges for full academic year	2021-22	2022-23	2023-24	2024-25		
<b>Tuition and required fees:</b>					<b>Tuition Guarantee</b> (check only if applicable to entering students in 2024-25)	Guaranteed increase %
<u>In-district</u>						
Tuition	10,017	10,452	13,008	13,658	<input type="checkbox"/>	<input type="text"/>
Required fees	1,458	1,529	1,122	1,179	<input type="checkbox"/>	<input type="text"/>
Tuition + fees total	11,475	11,981	14,130	14,837		
<u>In-state</u>						
Tuition	10,017	10,452	13,008	13,658	<input type="checkbox"/>	<input type="text"/>
Required fees	1,458	1,529	1,122	1,179	<input type="checkbox"/>	<input type="text"/>
Tuition + fees total	11,475	11,981	14,130	14,837		
<u>Out-of-state</u>						
Tuition	28,992	30,441	33,216	34,877	<input type="checkbox"/>	<input type="text"/>
Required fees	1,458	1,529	1,122	1,179	<input type="checkbox"/>	<input type="text"/>
Tuition + fees total	30,450	31,970	34,338	36,056		
<u>Books and supplies</u>	1,032	1,000	950	950		
<b>On-campus:</b>						
Food and housing	10,796	10,890	13,550	13,700		
Other expenses	5,350	5,350	<input checked="" type="checkbox"/> 3,642	3,558		
Food and housing and other expenses total	16,146	16,240	17,192	17,258		
<b>Off-campus (not with family):</b>						
Food and housing	10,120	10,890	13,550	13,700		
Other expenses	5,350	5,350	<input checked="" type="checkbox"/> 3,642	3,558		
Food and housing and other expenses total	15,470	16,240	17,192	17,258		
<b>Off-campus (with family):</b>						
Food and housing	<input type="text"/>	<input type="text"/>	<input type="text"/>	<input checked="" type="checkbox"/> 3,778		
Other expenses	8,536	8,692	<input checked="" type="checkbox"/> 3,778	<input checked="" type="checkbox"/> 8,320		
Food and housing and other expenses total	8,536	8,692	3,778	12,098		

You may use the box below to provide additional context for the data you have reported above. Context notes will be posted on the College Navigator website. Therefore, you should write all context notes using proper grammar (e.g., complete sentences with punctuation) and common language that can be easily understood by students and parents (e.g., spell out acronyms).

- Non-applicable
- The Cost of Attendance varies by program.
- The Cost of Attendance or tuition and fee methodology changed from last year.
- We allow special Cost of Attendance allowance additions for some programs and student categories.
- Cost of Attendance updates are based on a recent (prior or current year) cost survey.
- Tuition and fees, and Cost of Attendance components vary by campus location.

- This is a U.S. Service Academy. All costs are covered, and students receive a stipend in exchange for a U.S. Armed Forces service commitment.
- First-year students must live on campus.
- The Tuition and Fees includes the estimated cost of a computer required for all students.
- The Tuition and Fees includes the cost of books and supplies.
- The Books and Supplies includes the estimated cost of a computer required for all students.
- The Cost of Attendance (COA) is based on a weighted average of student living arrangement categories while enrolled.
- The Cost of Attendance (COA) is based on a weighted average of costs for all students across Title IV eligible programs.

Other

Institution: University of Missouri-Columbia (178396)

User ID: 29C0011

Section 1 - Student Charges: Part C - Tuition and Required Fees by Level (Undergraduate and Graduate [not including Doctor's-Professional practice])

**Data changed on this page cannot be saved and therefore will not be changed in the Winter Collection Periods.**

When reporting for graduate students, **do not include** tuition for Doctor's-Professional students. This will be collected separately.

Average tuition and required fees to all students in each category for the full academic year 2024-25 should be included (not just first-time, full-time undergraduate students).						
Undergraduate students (all)	In-district	Prior year	In-state	Prior year	Out-of-state	Prior year
Full-time						
Tuition	13,658	13,008	13,658	13,008	34,877	33,216
Required fees	1,179	1,122	1,179	1,122	1,179	1,122
Part-time						
Tuition (per credit hour charges)	569	542	569	542	1,453	1,384
Required fees	25		25		25	
Graduate students (not including Doctor's-Professional practice)	In-district	Prior year	In-state	Prior year	Out-of-state	Prior year
Full-time						
Tuition	12,600	12,000	12,600	12,000	31,500	30,000
Required fees	1,081	1,029	1,081	1,029	1,081	1,029
Part-time						
Tuition (per credit hour charges)	525	500	525	500	1,313	1,250
Required fees	28		28		28	

You may use the box below to provide additional context for the data you have reported above. Context notes will be posted on the College Navigator website. Therefore, you should write all context notes using proper grammar (e.g., complete sentences with punctuation) and common language that can be easily understood by students and parents (e.g., spell out acronyms).

Part-time Required Fees shown are for the first credit hour (non-online) taken and is the minimum amount a student will pay. Please refer to the Cashier's Office webpage for details.

Section 1 - Student Charges: Part D - Tuition and Required Fees by Level (Selected Doctor's-Professional Practice)

Data changed on this page cannot be saved and therefore will not be changed in the Winter Collection Periods.

Average tuition and required fees to all students in each category for the full academic year 2024-25 should be included. DO NOT include food and housing charges.		
	In-state	Out-of-state
1. Chiropractic (D.C. or D.C.M.):		
Tuition	<input type="text"/>	<input type="text"/>
Required fees	<input type="text"/>	<input type="text"/>
2. Dentistry (D.D.S. or D.M.D.):		
Tuition	<input type="text"/>	<input type="text"/>
Required fees	<input type="text"/>	<input type="text"/>
3. Medicine (M.D.):		
Tuition	44,280	89,557
Required fees	3,156	3,156
4. Optometry (O.D.):		
Tuition	<input type="text"/>	<input type="text"/>
Required fees	<input type="text"/>	<input type="text"/>
5. Osteopathic Medicine (D.O.):		
Tuition	<input type="text"/>	<input type="text"/>
Required fees	<input type="text"/>	<input type="text"/>
6. Pharmacy (Pharm.D.):		
Tuition	<input type="text"/>	<input type="text"/>
Required fees	<input type="text"/>	<input type="text"/>
7. Podiatry (Pod.D., D.P., or D.P.M.):		
Tuition	<input type="text"/>	<input type="text"/>
Required fees	<input type="text"/>	<input type="text"/>
8. Veterinary Medicine (D.V.M.):		
Tuition	32,714	78,086
Required fees	5,281	5,281
9. Law (J.D.):		
Tuition	23,658	29,958
Required fees	1,081	1,081



Institution: University of Missouri-Columbia (178396)

User ID: 29C0011

Section 1 - Student Charges: Part E - Food and Housing

**Data changed on this page cannot be saved and therefore will not be changed in the Winter Collection Periods.**

**What are the typical food and housing charges for a student for the full academic year 2024-25?**  
*If your institution offers food or housing at no charge to students, enter zero.  
 If you report food and housing separately, leave the combined charge blank. If you report a combined charge, leave the food and housing charges blank.*

Food and Housing charges	Amount	Prior year
<b>i</b> Housing charge (Double occupancy)	<input checked="" type="checkbox"/> <input type="text" value="8,100"/>	7,715
<b>i</b> Food charge (Maximum plan)	<input type="text" value="4,040"/>	3,850
Combined food and housing charge (Answer only if you CANNOT separate food and housing charges.)	<input type="text" value="N/A"/>	

**i** You may use the box below to provide additional context for the data you have reported above. Context notes will be posted on the College Navigator website. Therefore, you should write all context notes using proper grammar (e.g., complete sentences with punctuation) and common language that can be easily understood by students and parents (e.g., spell out acronyms).

Institution: University of Missouri-Columbia (178396)

User ID: 29C0011

Section 2 - Financial Aid Data : Part A - Establish Your Student Counts

**Part A - Establish Your Student Counts**

Instructions:

In the fields below, report the number of full-time, first-time degree/certificate-seeking undergraduate students enrolled in Fall 2023.

Reporting Reminders:

- Part A establishes student counts.
- The numbers on this screen are carried forward to other parts of the Cost survey component and checked for consistency with data reported in other survey components.

		CURRENT REPORTED DATA	PRIOR REPORTED DATA
		Fall 2023	Fall 2022
01	All full-time, first-time degree/certificate-seeking undergraduate students	5,097	4,928
02	Of those on line 01, those (paying the lower of in-state or in-district tuition rate) who were awarded grant or scholarship aid from the federal government, state/local government, or the institution	3,292	2,880
03	Of those on line 01, those (paying the lower of in-state or in-district tuition rate) who were awarded any <u>Title IV federal student aid</u>	1,776	1,743

Institution: University of Missouri-Columbia (178396)

User ID: 29C0011

Section 2 - Financial Aid Data: Part B - full-time, first-time degree/certificate-seeking undergraduate students

**Part B – Number of full-time, first-time degree/certificate-seeking undergraduate students paying different tuition rates**

Instructions:

- In the fields below, report the number of full-time, first-time degree/certificate-seeking undergraduate students enrolled in Fall 2023 paying the lower of in-state or in-district tuition rate. If your institution does not offer different rates, report all students as paying in-state tuition rates.

Information from Part A		Fall 2023		
01	Full-time, first-time degree/certificate-seeking undergraduate students (This number is carried forward from Part A, Line 01)	5,097		
Full-time, first-time students:		YOUR CURRENT YEAR DATA		YOUR PRIOR YEAR DATA
		Fall 2023		Fall 2022
		Number of students	Percentage of students	Percentage of students
02	<u>paying in-district tuition rates</u>	<input type="text" value="0"/>	0	0
03	<u>paying in-state tuition rates</u>	<input type="text" value="3,407"/>	67	70
04	<u>paying out-of-state tuition rates</u>	<input type="text" value="1,690"/>	33	30
05	Unknown (calculated value) This value is calculated using the following formula: [Line 01-(Line 02 +Line 03 +Line 04)]	0	0	0

Institution: University of Missouri-Columbia (178396)

User ID: 29C0011


Section 2 - Financial Aid Data: Part C - full-time, first-time degree/certificate-seeking undergraduate students Awarded Grant & Scholarship Aid

**Part C - Enter information about full-time, first-time degree/certificate-seeking undergraduate students paying the lower of in-state or in-district tuition rate who were awarded grant or scholarship aid from the following sources: the federal government, state/local government, or the institution**

Reporting Reminders:

- **The information you report in this part will be used in Section 3 to calculate an institutional average net price (ANP)**
- Do not include students who received HEERF grants only.
- For this part, report:
  - **Students:** Full-time, first-time degree/certificate-seeking undergraduate students enrolled in Fall 2023 for the 2023-24 academic year as defined by the institution paying the lower of in-state or in-district tuition rate who were awarded grant or scholarship aid from the following sources: the federal government, state/local government, or the institution (Do not include students awarded only grant or scholarship aid from private or other sources, or students awarded only non-grant aid)
  - **Aid Types:** Grant or scholarship aid from the federal government, state/local government, and/or the institution. (Do not include grant or scholarship aid from private or other sources, parent PLUS loans, federal student loans, private loans, HEERF grants, and/or Federal Work Study amounts)
  - **Award period:** Any time during academic year 2023-24, including cross-over financial aid award periods assigned to the 2023-24 academic year.

Information from Part A:		PRIOR REPORTED DATA Fall 2021	PRIOR REPORTED DATA Fall 2022	CURRENT REPORTED DATA Fall 2023
01	Full-time, first-time degree/certificate-seeking undergraduate students paying the lower of in-state or in-district tuition rate who were awarded grant or scholarship aid from the following sources: the federal government, state/local government, or the institution (This number is carried forward from Part A, Line 02)	2,744	2,880	3,292
Report the number of these students from Part A, Line 02 with the following living arrangements:		PRIOR REPORTED DATA Fall 2021	PRIOR REPORTED DATA Fall 2022	CURRENT REPORTED DATA Fall 2023
02	<u>On-campus</u>	2,340	2,505	2,711
03	<u>Off-campus (with family)</u>	88	88	106
04	<u>Off-campus (not with family)</u>	67	<input checked="" type="checkbox"/> 35	<input checked="" type="checkbox"/> 68
05	Unknown (calculated) This value is calculated using the following formula: Line 01 - (Line 02 +Line 03 +Line 04)	249	252	407
06	<b>Report the total amount of grant or scholarship aid from the federal government, state/local government, or the institution awarded to these students. Do not include HEERF grants.</b>	Award period 2021-22	Award period 2022-23	Award period 2023-24
		23,261,162	25,809,581	31,636,151
07	Average grant or scholarship aid from the federal government, state/local government, or the institution awarded to full-time, first-time degree/certificate undergraduate students (calculated value). This value is calculated using the following formula: Line 06/Line 01	8,477	8,962	9,610

 You may use the box below to provide additional context for the data you have reported above. Context notes will be posted on the College Navigator website. Therefore, you should write all context notes using proper grammar (e.g., complete sentences with punctuation) and common language that can be easily understood by students and parents (e.g., spell out acronyms).

Institution: University of Missouri-Columbia (178396)

User ID: 29C0011

Section 2 - Financial Aid Data: Part D - full-time, first-time degree/certificate-seeking undergraduate students Awarded Title IV Aid

Full-time, first-time degree/certificate-seeking undergraduate students paying the lower of in-state or in-district tuition rate awarded any Title IV federal student aid.

Reporting Reminders:

- The information you report in this part will be used in Section 3 to calculate an institutional average net price (ANP) by income level.
- Do not include students who received HEERF grants only.
- For this part, report:
  - **Students:** Full-time, first-time degree/certificate-seeking undergraduate students enrolled Fall 2023 for the 2023-24 academic year as defined by the institution paying the lower of in-state or in-district tuition rate who were awarded any Title IV federal student aid


Information from Part A:		PRIOR REPORTED DATA Fall 2021	PRIOR REPORTED DATA Fall 2022	CURRENT REPORTED DATA Fall 2023
01	Full-time, first-time degree/certificate-seeking undergraduate students paying the lower of in-state or in-district tuition rate who were awarded any Title IV federal student aid (This number is carried forward from Part A, Line 03) Report the number of these students with the following living arrangements:	1,606	1,743	1,776
Report the number of these students from Part A, Line 01 with the following living arrangements:		PRIOR REPORTED DATA Fall 2021	PRIOR REPORTED DATA Fall 2022	CURRENT REPORTED DATA Fall 2023
		2021-22	2022-23	2023-24
02	On-campus	1,517	1,657	1,655
03	Off-campus (with family)	46	<input checked="" type="checkbox"/> 63	74
04	Off-campus (not with family)	42	<input checked="" type="checkbox"/> 23	<input checked="" type="checkbox"/> 47
05	Unknown (calculated) This value is calculated using the formula: [Line 01 - (Line 02 +Line 03 + Line 04)]	1	0	0

Full-Time, First-Time Degree/Certificate Undergraduates Awarded Title IV Aid

		Number of students awarded any Title IV aid	Of those in Column 1, the number awarded any grant or scholarship aid from the following sources: the federal government, state/local government, or the institution	For those in Column 1, the total amount of grant or scholarship aid awarded from the following sources: the federal government, state/local government, or the institution	Average amount of federal, state/local, and institutional grant or scholarship aid awarded to students in Column 1
2021-22					
Income level	Col. 1	Col. 2	Col. 3	Col. 4	
01	\$0-30,000	277	277	3,572,720	12,898
02	\$30,001-48,000	212	212	2,716,960	12,816
03	\$48,001-75,000	274	273	3,131,524	11,429
04	\$75,001-110,000	247	235	1,851,553	7,496
05	\$110,001 and more	596	456	2,278,294	3,823
06	Total all income levels	1,606	1,453	13,551,051	8,438

		Number of students awarded any Title IV aid	Of those in Column 1, the number awarded any grant or scholarship aid from the following sources: the federal government, state/local government, or the institution	For those in Column 1, the total amount of grant or scholarship aid awarded from the following sources: the federal government, state/local government, or the institution	Average amount of federal, state/local, and institutional grant or scholarship aid awarded to students in Column 1
2022-23					
Income level	Col. 1	Col. 2	Col. 3	Col. 4	
01	\$0-30,000	241	241	3,699,129	15,349
02	\$30,001-48,000	215	215	3,283,462	15,272
03	\$48,001-75,000	266	264	3,522,138	13,241
04	\$75,001-110,000	278	278	2,083,026	7,493
05	\$110,001 and more	743	604	3,202,940	4,311
06	Total all income levels	1,743	1,602	15,790,695	9,059

		Number of students awarded any Title IV aid	Of those in Column 1, the <b>number</b> awarded any grant or scholarship aid from the following sources: the federal government, state/local government, or the institution	For those in Column 1, the <b>total amount</b> of grant or scholarship aid awarded from the following sources: the federal government, state/local government, or the institution	<b>Average</b> amount of federal, state/local, and institutional grant or scholarship aid awarded to students in Column 1
2023-24					
Income level		Col. 1	Col. 2	Col. 3	Col. 4
01	\$0-30,000	<input type="text" value="231"/>	<input type="text" value="231"/>	<input type="text" value="4,128,412"/>	<input checked="" type="checkbox"/> 17,872
02	\$30,001-48,000	<input type="text" value="192"/>	<input type="text" value="192"/>	<input type="text" value="3,520,227"/>	18,335
03	\$48,001-75,000	<input type="text" value="284"/>	<input type="text" value="284"/>	<input type="text" value="5,109,492"/>	17,991
04	\$75,001-110,000	<input type="text" value="273"/>	<input type="text" value="270"/>	<input type="text" value="3,262,759"/>	11,951
05	\$110,001 and more	<input type="text" value="796"/>	<input type="text" value="764"/>	<input type="text" value="4,305,823"/>	5,409
06	Total all income levels	1,776	1,741	<input checked="" type="checkbox"/> 20,326,713	11,445

 You may use the box below to provide additional context for the data you have reported above. Context notes will be posted on the College Navigator website. Therefore, you should write all context notes using proper grammar (e.g., complete sentences with punctuation) and common language that can be easily understood by students and parents (e.g., spell out acronyms).

Institution: University of Missouri-Columbia (178396)

User ID: 29C0011

Section 3 - Average Net Price: Part A - Net Price for full-time, first-time degree/certificate-seeking undergraduate students Awarded Grant & Scholarship Aid

**Part A – Average net price calculation for full-time, first-time degree/certificate-seeking undergraduate students paying the lower of in-state or in-district tuition rate awarded grant or scholarship aid from the federal government, state/local government, or the institution**

Note:

- The following average net price (ANP) values are calculated by the IPEDS Data Collection System and based on Cost of Attendance (COA) and selected financial aid information reported in Sections 1 and 2, respectively, of the Cost survey component. For more information about the data your institution reported in Sections 1 and 2, please contact your institution's IPEDS Keyholder.

Cost of attendance components		PRIOR REPORTED DATA	PRIOR REPORTED DATA	CURRENT REPORTED DATA
		2021-22	2022-23	2023-24
01	Tuition and required fees (lower of in-state or in-district tuition rate)	11,475	11,981	14,130
02	Books and supplies	1,032	1,000	950
Food and housing and other expenses by living arrangement				
03	On-campus	16,146	16,240	17,192
04	Off-campus (with family)	8,536	8,692	3,778
05	Off-campus (not with family)	15,470	16,240	17,192
Number of these students by living arrangement		PRIOR REPORTED DATA	PRIOR REPORTED DATA	CURRENT REPORTED DATA
		2021-22	2022-23	2023-24
06	On-campus	2,340	2,505	2,711
07	Off-campus (with family)	88	88	106
08	Off-campus (not with family)	67	35	68
09	Unknown	249	252	407
10	Weighted average for food and housing and other expenses by number of students for each living arrangement (excluding unknown values) See instructions for the formula for this calculation	15,859	15,987	16,699
11	Total cost of attendance This value is calculated using the following formula: [Line 01 + Line 02 + Line 10]	28,366	28,968	31,779
12	Average amount of grant or scholarship aid awarded to these students from the following sources: the federal government, state/local government, and the institution	8,477	8,962	9,610
13	Average institutional net price for these students This value is calculated using the following formula: [Line 11 - Line 12]	19,889	20,006	22,169

As required by the Higher Education Act of 1965, as amended, these amounts will be posted on the U.S. Department of Education's College Navigator website and used in the U.S. Department of Education's College Affordability and Transparency Lists.

You may use the box below to provide additional context for the data you have reported above. Context notes will be posted on the College Navigator website. Therefore, you should write all context notes using proper grammar (e.g., complete sentences with punctuation) and common language that can be easily understood by students and parents (e.g., spell out acronyms).

Institution: University of Missouri-Columbia (178396)

User ID: 29C0011

Section 3 - Average Net Price: Part B - Net Price for full-time, first-time degree/certificate-seeking undergraduate students Awarded Title IV Aid

Net Price Calculation for Full-time, first-time degree/certificate-seeking undergraduate students awarded any Title IV federal student aid.

Note:

- The following average net price (ANP) values are calculated by the IPEDS Data Collection System and based on Cost of Attendance (COA) and selected financial aid information reported in Sections 1 and 2, respectively, of the Cost survey component. For more information about the data your institution reported in Sections 1 and 2, please contact your institution's IPEDS Keyholder.

Cost of attendance of components		PRIOR REPORTED DATA	PRIOR REPORTED DATA	CURRENT REPORTED DATA
		2021-22	2022-23	2023-24
01	Tuition and required fees (lower of in-state or in-district tuition rate)	11,475	11,981	14,130
02	Books and supplies	1,032	1,000	950
Food and housing and other expenses by living arrangement				
03	On-campus	16,146	16,240	17,192
04	Off-campus (with family)	8,536	8,692	3,778
05	Off-campus (not with family)	15,470	16,240	17,192
Number of these students by living arrangement		PRIOR REPORTED DATA 2021-22	PRIOR REPORTED DATA 2022-23	CURRENT REPORTED DATA 2023-24
06	On-campus	1,517	1,657	1,655
07	Off-campus (with family)	46	63	74
08	Off-campus (not with family)	42	23	47
09	Unknown	1	0	0
10	Weighted average for food and housing and other expenses by number of students for each living arrangement (excluding unknown values) See instructions for the formula for this calculation	15,910	15,967	16,633
11	Total cost of attendance This value is calculated using the following formula: [G01+G02+G10]	28,417	28,948	31,713
12	Average amount of grant or scholarship aid awarded to these students from the following sources: the federal government, state/local government, and the institution			
13	\$0-30,000	12,898	15,349	17,872
14	\$30,001-48,000	12,816	15,272	18,335
15	\$48,001-75,000	11,429	13,241	17,991
16	\$75,001-110,000	7,496	7,493	11,951
17	\$110,001 and more	3,823	4,311	5,409
18	Total all income levels	8,438	9,059	11,445
Average institutional net price for full-time, first-time degree/certificate-seeking undergraduate students (paying the lower of in-state or in-district tuition rate) who were awarded any Title IV federal student aid by income level. This value is calculated using the following formula: [Line 11-(Line 13 through 18, respectively)]				
19	\$0-30,000	15,519	13,599	13,841
20	\$30,001-48,000	15,601	13,676	13,378
21	\$48,001-75,000	16,988	15,707	13,722
22	\$75,001-110,000	20,921	21,455	19,762
23	\$110,001 and more	24,594	24,637	26,304
24	Total all income levels	19,979	19,889	20,268

As required by the Higher Education Act of 1965, as amended, these amounts will be posted on the U.S. Department of Education's College Navigator website.

You may use the box below to provide additional context for the data you have reported above. Context notes will be posted on the College Navigator website. Therefore, you should write all context notes using proper grammar (e.g., complete sentences with punctuation) and common language that can be easily understood by students and parents (e.g., spell out acronyms).





Institution: University of Missouri-Columbia (178396)

User ID: 29C0011

Prepared by

Prepared by

Reporting Reminders:

- The name of the preparer is being collected so that we can follow up with the appropriate person in the event that there are questions concerning the data.
- The Keyholder will be copied on all email correspondence to other preparers.
- The time it took to prepare this component is being collected so that we can continue to improve our estimate of the reporting burden associated with IPEDS.
- Please include in your estimate the time it took for you to review instructions, query and search data sources, complete and review the component, and submit the data through the Data Collection System.
- Thank you for your assistance.

This survey component was prepared by:

<input checked="" type="radio"/>	Keyholder	<input type="radio"/>	SFA Contact	<input type="radio"/>	HR Contact
<input type="radio"/>	Finance Contact	<input type="radio"/>	Academic Library Contact	<input type="radio"/>	Other
Name:	<input type="text" value="Randy Sade"/>				
Email:	<input type="text" value="SadeR@umsystem.edu"/>				

How many staff from your institution only were involved in the data collection and reporting process of this survey component?

Number of Staff (including yourself)

How many hours did you and others from your institution only spend on each of the steps below when responding to this survey component?  
 Exclude the hours spent collecting data for state and other reporting purposes.

Staff member	Collecting Data Needed	Revising Data to Match IPEDS Requirements	Entering Data	Revising and Locking Data
Your office	<input type="text" value="3.00"/> hours	<input type="text" value="0.00"/> hours	<input type="text" value="0.50"/> hours	<input type="text" value="2.75"/> hours
Other offices	<input type="text" value="9.00"/> hours	<input type="text" value="0.00"/> hours	<input type="text" value="1.00"/> hours	<input type="text" value="3.50"/> hours

Institution: University of Missouri-Columbia (178396)

User ID: 29C0011

Summary

Cost I Component Summary

The purpose of this summary is to provide you an opportunity to view some of the data that, when accepted through the IPEDS quality control process, will appear on the [College Navigator](#) website and/or your institution's Data Feedback Report (DFR). In addition, all data reported in IPEDS survey components become publicly available through the [IPEDS Use the Data](#) and appear as aggregated statistics in various Department of Education reports. [College Navigator](#) is updated approximately three months after the data collection period closes and DFRs will be available through the [IPEDS Use the Data](#) and sent to your institution's CEO at the end of 2025.

Please review your data for accuracy. If you have questions about the data displayed below or after reviewing the data reported on the survey screens, please contact the IPEDS Help Desk at: 1-877-225-2568 or [ipeds-help@rti.org](mailto:ipeds-help@rti.org).

GENERAL INFORMATION	
Reporter Type	Academic
Calendar System	Semester Postsecondary awards, certificates, or diplomas of 300-899 clock hours...
Award Levels Offered	Bachelor's degree Postbaccalaureate certificate Master's degree Post-master's certificate Doctor's degree - research/scholarship Doctor's degree - professional practice Full-time Undergraduate
Levels of Enrollment Offered	Full-time First-time, degree/certificate-seeking Undergraduate Full-time Graduate (not including doctor's professional) Part-time Undergraduate Part-time First-time, degree/certificate-seeking Undergraduate Part-time Graduate (not including doctor's professional) Doctor's degree - professional practice programs
System	University of Missouri System

PRICING INFORMATION					
Alternative Tuition Plans		Tuition payment plan			
Promise program		Yes			
Full-time Undergraduate Tuition and Fees					
	Average full-time undergraduate student tuition and fees for academic year 2024-25	Tuition		Fees	
	In-state	13,658		1,179	
	Out-of-state	34,877		1,179	
Full-time Graduate Tuition and Fees					
	Average full-time graduate student tuition and fees for academic year 2024-25	Tuition		Fees	
	In-state	12,600		1,081	
	Out-of-state	31,500		1,081	
First-time, Full-time Undergraduate Cost of Attendance					
	Estimated expenses for academic year	2021-22	2022-23	2023-24	2024-25
	In-state tuition and fees	11,475	11,981	14,130	14,837
	Out-of-state tuition and fees	30,450	31,970	34,338	36,056
	Books and supplies	1,032	1,000	950	950
	On-campus food and housing	10,796	10,890	13,550	13,700
	On-campus other expenses	5,350	5,350	3,642	3,558
	Off-campus food and housing	10,120	10,890	13,550	13,700
	Off-campus other expenses	5,350	5,350	3,642	3,558
	Off-campus with family food and housing				3,778
	Off-campus with family other expenses	8,536	8,692	3,778	8,320

Average Net Price				
		2021-22	2022-23	2023-24

Average institutional net price for Full-time, first-time degree/certificate-seeking undergraduate students paying the lower of in-state or in-district tuition rate for public institutions who were awarded grant or scholarship aid from the federal government, state/local government, or the institution		19,889	20,006	22,169
Average institutional net price for full-time, first-time degree/certificate-seeking undergraduate students paying the lower of in-state or in-district tuition rate for public institutions who were awarded any Title IV federal student aid by income level.				
	\$0-30,000	15,519	13,599	13,841
	\$30,001-48,000	15,601	13,676	13,378
	\$48,001-75,000	16,988	15,707	13,722
	\$75,001-110,000	20,921	21,455	19,762
	\$110,001 and more	24,594	24,637	26,304
	Total all income levels	19,979	19,889	20,268

Edit Report

Cost II

Source	Description	Severity	Resolved	Options
<b>Screen: Section 1 - Student Charges: Part B - Cost of attendance for full-time, first-time undergraduate students</b>				
Screen Entry	This value is expected to be within 20% of the prior year amount. Please correct your data or explain. (Error #11110) <b>This edit and explanation were retained from the prior year (for reference) and do not need to be re-explained in the current year edit report.</b>	Explanation	Yes	
Reason	Every two years we evaluate the elements and costs that go into moderate but adequate other expenses for students and adjust accordingly.			
Screen Entry	This value is expected to be within 20% of the prior year amount. Please correct your data or explain. (Error #11110) <b>This edit and explanation were retained from the prior year (for reference) and do not need to be re-explained in the current year edit report.</b>	Explanation	Yes	
Reason	Every two years we evaluate the elements and costs that go into moderate but adequate other expenses for students and adjust accordingly.			
Screen Entry	This value is expected to be within 20% of the prior year amount. Please correct your data or explain. (Error #11110) <b>This edit and explanation were retained from the prior year (for reference) and do not need to be re-explained in the current year edit report.</b>	Explanation	Yes	
Reason	Every two years we evaluate the elements and costs that go into moderate but adequate other expenses for students and adjust accordingly.			
Screen Entry	This value is expected to be within 25% of the prior year amount. Please correct your data or explain. (Error #11109)	Explanation	Yes	
Reason	2023-24 is not accurate – costs in 2023-24 were \$8,404 for other expenses in this category.			
Screen Entry	For students living Off-Campus (with family), any charges reported for food and housing are expected to be small, as it is assumed that students living at home with parents will be responsible for minimal food and housing costs. Please review your student financial aid budget(s), and if this amount is determined to be correct, please provide an explanation for the value reported. Otherwise, please revise your data. (Error #11564)	Explanation	Yes	
Reason	Amount shown is is correct.			
<b>Screen: Section 1 - Student Charges: Part E - Food and Housing</b>				
Perform Edits	The amount entered (13,700) for food and housing on the Section 1 - Part B - Cost of Attendance screen is expected to be within 10% of the amount entered for food and housing on the Food and Housing screen (12,140). Please correct your data or explain the discrepancy between the two amounts reported. (Error #11236)	Explanation	Yes	
Reason	Per IPEDS instructions, amount for Housing shown is for the predominate Community-style Double room. The amount for Cost of Attendance represents what the average surveyed student pays. Many students do choose the slightly higher cost Suite-style Double or Single room.			
Related Screens	Part B - Cost of Attendance for FTFTUG, Part E - Food and Housing			
<b>Screen: Section 2 - Financial Aid Data: Part C - full-time, first-time degree/certificate-seeking undergraduate students Awarded Grant &amp; Scholarship Aid</b>				
Screen Entry	The number entered is outside the expected range of between 25 and 45 when compared with the prior year value. Please correct your data or explain. (Error #7169)	Explanation	Yes	
Reason	This number is correct. The number of students who live off campus without family fluctuates year to year.			
Screen Entry	The number entered is outside the expected range of between 47 and 87 when compared with the prior year value. Please correct your data or explain. (Error #7169)	Explanation	Yes	
Reason	No clear explanation, except that more students chose to live on-campus.			
<b>Screen: Section 2 - Financial Aid Data: Part D - full-time, first-time degree/certificate-seeking undergraduate students Awarded Title IV Aid</b>				
Screen Entry	The number entered is outside the expected range of between 33 and 59 when compared with the prior year value. Please correct your data or explain. (Error #7169)	Explanation	Yes	
Reason	This could be a result of an overall 4.4% enrollment increase of 2022 first-time degree-seeking who are from this and neighboring counties.			
Screen Entry	The number entered is outside the expected range of between 30 and 54 when compared with the prior year value. Please correct your data or explain. (Error #7169)	Explanation	Yes	
Reason	No clear explanation, except that more students chose to live on-campus.			

Screen Entry	The number entered is outside the expected range of between 1 and 33 when compared with the prior year value. Please correct your data or explain. (Error #7169)	Explanation	Yes	
Reason	This number is correct. The number of students who live off campus without family fluctuates year to year.			
Screen Entry	The calculated average amount of grant or scholarship aid awarded to FTFT awarded Title IV Aid students from the federal government, state/local government, or the institution for this income level is smaller than expected in comparison with the other income levels. Please check the values reported for the number of these students who were awarded any Title IV aid (Col. 1) and the total amount of grant or scholarship aid awarded to them (Col. 3) and correct your data or explain the discrepancy. (Error #7317)	Explanation	Yes	
Reason	The institution has intentionally focused on awarding aid to students who fall just outside of Pell eligibility. This has increased the average amount of aid awarded in certain income ranges. Additionally, the amount of merit-based aid increased overall this year causing some impact to average aid amounts across all income ranges.			
Screen Entry	The total amount of grant or scholarship aid awarded to FTFT awarded Title IV Aid students from the federal government, state/local government, or the institution across all income levels is outside the expected range of between 11,843,022 and 19,738,368 based on the prior year value. Please correct your data or explain. (Error #7332)	Explanation	Yes	
Reason	The institution implemented additional merit-based awards causing an overall increase in average aid awarded.			