

IPEDS 2024-25 Data Collection System

IPEDS HELP DESK (877) 225-2568 | ipedshelp@rti.org
OMB NO. 1850-0582 v.33 : Approval Expires 8/31/2027
User ID: 29C0011

Cost II 2024-25

Section 2: 2023-24 Data

Institution: Missouri University of Science and Technology (178411)

User ID: 29C0011

Overview

Cost Overview

The purpose of the Cost (CST) component is to collect information on student charges for Cost of Attendance estimates and to calculate an Average Net Price (ANP) for first-time, full-time undergraduate students to meet requirements of the Higher Education Act of 1965 (HEA), as amended. This component also collects information on tuition and fees for other groups of students.

Much of the data reported on CST appear on College Navigator, which is updated only one time after CST data have been reviewed by NCES. Therefore, any data reporting errors may stay on College Navigator for a full year.

Additionally, the ANP calculation has important implications for what students see about your institution, and also for the College Affordability and Transparency Center lists.

Data Reporting Reminder:

- Report data to accurately reflect the time period corresponding with the IPEDS survey component, even if such reporting is seemingly inconsistent with prior-year reporting.

Changes in reporting:

The following changes were made for the 2024-25 collection:

- This is a new survey component that will open in the Fall to allow Cost of Attendance (COA) data to be updated on College Navigator. The component will reopen in the Winter to collect selected information on financial aid awards to calculate an institutional Average Net Price (ANP), at which time COA data elements can be updated or corrected.
- Added questions to determine and make publicly available the information on whether postsecondary institutions ask for other financial information not on the FAFSA form and whether they collect asset data even when students qualify for having their assets exempted from the federal need analysis as this information required by the FAFSA Simplification Act.

Resources:

- To download the survey materials for this component: [Survey Materials](#)
- To access your prior year data submission for this component: [Reported Data](#)

If you have questions about completing this survey, please contact the IPEDS Help Desk at 1-877-225-2568.

Institution: Missouri University of Science and Technology (178411)

User ID: 29C0011

Screening Questions

Data changed on this page cannot be saved and therefore will not be changed in the Winter Collection Periods.**1. Does your institution offer institutionally-controlled housing (on-campus and/or off-campus)?***If you answer Yes to this question, you will be expected to specify a housing capacity, and to report a housing charge or a combined food and housing charge.*

- No
 Yes

Specify housing capacity for academic year 2024-25**2. Are all full-time, first-time degree/certificate-seeking students required to live on campus or in institutionally controlled housing?***This is only a screening question, and your response does not show up on College Navigator.**If you answer Yes to this question, you will not be asked to report off-campus food and housing in the cost of attendance. If you make ANY exceptions to this rule, please answer No so that this does not cause conflicts with the average net price calculation. Misreporting may lead to an inaccurate average net price calculation for your institution.*

- No
 Yes, and we do not make ANY (even one) exceptions to this rule

3. Does your institution charge different tuition rates for in-district, in-state, or out-of-state students?*If you answer Yes to this question, you will be expected to report different tuition amounts for in-district, in-state, and out-of-state students (as applicable).*Only select YES if you charge different tuition by students' residence status. You should not select YES and then report the same tuition rate 3 times.

- No
 Yes, please check all tuition rates charged by your institution
- In-district
 In-state
 Out-of-state

4. Do you offer food or meal plans to your students?*If you answer Yes to this question, you will be expected to report a food charge or combined food and housing charge (C10).*

- No
 Yes - Enter the number of meals per week for the meal plan with the largest number of meals available
- Yes - Number of meals per week can vary (e.g., students charge meals against a meal card)

5. Does your institution charge an application fee?

- No
 Yes - select checkboxes for the student level(s) that have an application fee and report the amount of application fee(s) in Section 1 Part A.
- Undergraduate programs
 Graduate programs (not including Doctor's-Professional practice)

6. For institutions that charge an application fee, can the application fee be waived for applicants that demonstrate financial need?

- No
 Yes (please indicate for which level(s) application fee can be waived)
- Undergraduate programs
 Graduate programs (not including Doctor's-Professional practice)

7. Indicate whether or not your institution participates in a Promise program.

- No
 Yes

8. Indicate whether or not any of the following alternative tuition plans are offered by your institution.

- No
 Yes [Check all that apply]
- Tuition guarantee
 Prepaid tuition plan
 Tuition payment plan
 Other (specify in box below)

9. For the purposes of awarding institutional financial aid, does your institution require asset information from students who qualify for the exemption from asset reporting on the


FAFSA form?

- No
 Yes

10. For the purpose of awarding institutional financial aid, does your institution require additional financial information separate from the FAFSA form?

- No
 Yes (please include a website link to where your institution's website explains what additional financial information is required.)

Link URL:


 You may use the box below to provide additional context for the data you have reported above. Context notes will be posted on the College Navigator website. Therefore, you should write all context notes using proper grammar (e.g., complete sentences with punctuation) and common language that can be easily understood by students and parents (e.g., spell out acronyms).


Institution: Missouri University of Science and Technology (178411)

User ID: 29C0011

Section 1 - Student Charges: Part A - Application fees

Data changed on this page cannot be saved and therefore will not be changed in the Winter Collection Periods.If the institution charges an application fee, indicate the amount.

	 Amount	Prior year
Graduate application fee (not including Doctor's-Professional practice)	<input type="text" value="55"/>	55

 You may use the box below to provide additional context for the data you have reported above. Context notes will be posted on the College Navigator website. Therefore, you should write all context notes using proper grammar (e.g., complete sentences with punctuation) and common language that can be easily understood by students and parents (e.g., spell out acronyms).

Institution: Missouri University of Science and Technology (178411)

User ID: 29C0011

Section 1 - Student Charges: Part B - Cost of attendance for full-time, first-time undergraduate students

Reporting Reminders:

- These data will be made available to the public on College Navigator. If your institution participates in any Title IV programs (Federal Pell Grant, Federal Direct Loan, etc.), all information must be reported.
- For current year amounts: Please enter the amounts below.
- For prior year amounts: Please review the amounts below for accuracy and consistency with your institution's records and edit if needed. These data will be made available to the public on College Navigator.
- Estimates of expenses for books and supplies, food and housing, and other expenses are those from the Cost of Attendance report used by the financial aid office in determining financial need.

Charges for full academic year	2021-22	2022-23	2023-24	2024-25		
Tuition and required fees:					Tuition Guarantee <i>(check only if applicable to entering students in 2024-25)</i>	Guaranteed increase %
<u>In-district</u>						
Tuition	9,296	9,696	<input checked="" type="checkbox"/> 13,008	13,656	<input type="checkbox"/>	
Required fees	1,517	1,669	1,270	1,328	<input type="checkbox"/>	
Tuition + fees total	10,813	11,365	<input checked="" type="checkbox"/> 14,278	14,984		
<u>In-state</u>						
Tuition	9,296	9,696	<input checked="" type="checkbox"/> 13,008	13,656	<input type="checkbox"/>	
Required fees	1,517	1,669	1,270	1,328	<input type="checkbox"/>	
Tuition + fees total	10,813	11,365	<input checked="" type="checkbox"/> 14,278	14,984		
<u>Out-of-state</u>						
Tuition	27,580	28,140	30,408	31,920	<input type="checkbox"/>	
Required fees	1,517	1,669	1,270	1,328	<input type="checkbox"/>	
Tuition + fees total	29,097	29,809	31,678	33,248		
<u>Books and supplies</u>	782	832	886	488	<input checked="" type="checkbox"/>	
On-campus:						
Food and housing	11,028	11,248	11,762	12,862		
Other expenses	2,328	2,472	2,634	2,342		
Food and housing and other expenses total	13,356	13,720	14,396	15,204		
Off-campus (not with family):						
Food and housing	<input checked="" type="checkbox"/> <input type="text"/>	<input checked="" type="checkbox"/> <input type="text"/>	<input checked="" type="checkbox"/> <input type="text"/>	<input checked="" type="checkbox"/> <input type="text"/>		
Other expenses	<input checked="" type="checkbox"/> <input type="text"/>	<input checked="" type="checkbox"/> <input type="text"/>	<input checked="" type="checkbox"/> <input type="text"/>	<input checked="" type="checkbox"/> <input type="text"/>		
Food and housing and other expenses total	0	0	0	0		
Off-campus (with family):						
Food and housing	<input type="text"/>	<input type="text"/>	<input type="text"/>	<input checked="" type="checkbox"/> 4,276		
Other expenses	2,328	2,472	2,634	2,342		
Food and housing and other expenses total	2,328	2,472	2,634	6,618		

You may use the box below to provide additional context for the data you have reported above. Context notes will be posted on the College Navigator website. Therefore, you should write all context notes using proper grammar (e.g., complete sentences with punctuation) and common language that can be easily understood by students and parents (e.g., spell out acronyms).

- Non-applicable
- The Cost of Attendance varies by program.
- The Cost of Attendance or tuition and fee methodology changed from last year.
- We allow special Cost of Attendance allowance additions for some programs and student categories.
- Cost of Attendance updates are based on a recent (prior or current year) cost survey.
- Tuition and fees, and Cost of Attendance components vary by campus location.

- This is a U.S. Service Academy. All costs are covered, and students receive a stipend in exchange for a U.S. Armed Forces service commitment.
- First-year students must live on campus.
- The Tuition and Fees includes the estimated cost of a computer required for all students.
- The Tuition and Fees includes the cost of books and supplies.
- The Books and Supplies includes the estimated cost of a computer required for all students.
- The Cost of Attendance (COA) is based on a weighted average of student living arrangement categories while enrolled.
- The Cost of Attendance (COA) is based on a weighted average of costs for all students across Title IV eligible programs.

Other

Section 1 - Student Charges: Part C - Tuition and Required Fees by Level (Undergraduate and Graduate [not including Doctor's-Professional practice])

Data changed on this page cannot be saved and therefore will not be changed in the Winter Collection Periods.

When reporting for graduate students, **do not include** tuition for Doctor's-Professional students. This will be collected separately.

Average tuition and required fees to all students in each category for the full academic year 2024-25 should be included (not just first-time, full-time undergraduate students).						
Undergraduate students (all)	In-district	Prior year	In-state	Prior year	Out-of-state	Prior year
Full-time						
Tuition	13,656	13,008	13,656	13,008	31,920	30,408
Required fees	1,328	1,270	1,328	1,270	1,328	1,270
Part-time						
Tuition (per credit hour charges)	569	542	569	542	1,330	1,267
Required fees	237		237		237	
Graduate students (not including Doctor's-Professional practice)	In-district	Prior year	In-state	Prior year	Out-of-state	Prior year
Full-time						
Tuition	13,608	13,200	13,608	13,200	24,720	24,000
Required fees	1,336	1,278	1,336	1,278	1,336	1,278
Part-time						
Tuition (per credit hour charges)	567	550	567	550	1,030	1,000
Required fees	241		241		241	

You may use the box below to provide additional context for the data you have reported above. Context notes will be posted on the College Navigator website. Therefore, you should write all context notes using proper grammar (e.g., complete sentences with punctuation) and common language that can be easily understood by students and parents (e.g., spell out acronyms).

Part-time Required Fees shown are for the first credit hour (non-online) taken and is the minimum amount a student will pay. Please refer to the Cashier's Office webpage for details.


Institution: Missouri University of Science and Technology (178411)

User ID: 29C0011

Section 1 - Student Charges: Part E - Food and Housing

Data changed on this page cannot be saved and therefore will not be changed in the Winter Collection Periods.**What are the typical food and housing charges for a student for the full academic year 2024-25?***If your institution offers food or housing at no charge to students, enter zero.**If you report food and housing separately, leave the combined charge blank. If you report a combined charge, leave the food and housing charges blank.*

Food and Housing charges	Amount	Prior year
i Housing charge (Double occupancy)	<input type="text" value="7,835"/>	7,720
i Food charge (Maximum plan)	<input type="text" value="4,100"/>	4,100
Combined food and housing charge (Answer only if you CANNOT separate food and housing charges.)	<input type="text" value="N/A"/>	

 You may use the box below to provide additional context for the data you have reported above. Context notes will be posted on the College Navigator website. Therefore, you should write all context notes using proper grammar (e.g., complete sentences with punctuation) and common language that can be easily understood by students and parents (e.g., spell out acronyms).

Institution: Missouri University of Science and Technology (178411)

User ID: 29C0011

Section 2 - Financial Aid Data : Part A - Establish Your Student Counts

Part A - Establish Your Student Counts

Instructions:

In the fields below, report the number of full-time, first-time degree/certificate-seeking undergraduate students enrolled in Fall 2023.

Reporting Reminders:

- Part A establishes student counts.
- The numbers on this screen are carried forward to other parts of the Cost survey component and checked for consistency with data reported in other survey components.

		CURRENT REPORTED DATA	PRIOR REPORTED DATA
		Fall 2023	Fall 2022
01	All full-time, first-time degree/certificate-seeking undergraduate students	<input type="text" value="1,187"/>	1,136
02	Of those on line 01, those (paying the lower of in-state or in-district tuition rate) who were awarded grant or scholarship aid from the federal government, state/local government, or the institution	<input type="text" value="872"/>	838
03	Of those on line 01, those (paying the lower of in-state or in-district tuition rate) who were awarded any <u>Title IV federal student aid</u>	<input type="text" value="510"/>	468

Institution: Missouri University of Science and Technology (178411)

User ID: 29C0011

Section 2 - Financial Aid Data: Part B - full-time, first-time degree/certificate-seeking undergraduate students

Part B – Number of full-time, first-time degree/certificate-seeking undergraduate students paying different tuition rates

Instructions:

- In the fields below, report the number of full-time, first-time degree/certificate-seeking undergraduate students enrolled in Fall 2023 paying the lower of in-state or in-district tuition rate. If your institution does not offer different rates, report all students as paying in-state tuition rates.

Information from Part A		Fall 2023		
01	Full-time, first-time degree/certificate-seeking undergraduate students (This number is carried forward from Part A, Line 01)	1,187		
Full-time, first-time students:		YOUR CURRENT YEAR DATA		YOUR PRIOR YEAR DATA
		Fall 2023		Fall 2022
		Number of students	Percentage of students	Percentage of students
02	<u>paying in-district tuition rates</u>	<input type="text" value="0"/>	0	0
03	<u>paying in-state tuition rates</u>	<input type="text" value="890"/>	75	76
04	<u>paying out-of-state tuition rates</u>	<input type="text" value="297"/>	25	24
05	Unknown (calculated value) This value is calculated using the following formula: [Line 01-(Line 02 +Line 03 +Line 04)]	0	0	0

Institution: Missouri University of Science and Technology (178411)

User ID: 29C0011

Section 2 - Financial Aid Data: Part C - full-time, first-time degree/certificate-seeking undergraduate students Awarded Grant & Scholarship Aid

Part C - Enter information about full-time, first-time degree/certificate-seeking undergraduate students paying the lower of in-state or in-district tuition rate who were awarded grant or scholarship aid from the following sources: the federal government, state/local government, or the institution

Reporting Reminders:

- **The information you report in this part will be used in Section 3 to calculate an institutional average net price (ANP)**
- Do not include students who received HEERF grants only.
- For this part, report:
 - **Students:** Full-time, first-time degree/certificate-seeking undergraduate students enrolled in Fall 2023 for the 2023-24 academic year as defined by the institution paying the lower of in-state or in-district tuition rate who were awarded grant or scholarship aid from the following sources: the federal government, state/local government, or the institution (Do not include students awarded only grant or scholarship aid from private or other sources, or students awarded only non-grant aid)
 - **Aid Types:** Grant or scholarship aid from the federal government, state/local government, and/or the institution. (Do not include grant or scholarship aid from private or other sources, parent PLUS loans, federal student loans, private loans, HEERF grants, and/or Federal Work Study amounts)
 - **Award period:** Any time during academic year 2023-24, including cross-over financial aid award periods assigned to the 2023-24 academic year.

Information from Part A:		PRIOR REPORTED DATA Fall 2021	PRIOR REPORTED DATA Fall 2022	CURRENT REPORTED DATA Fall 2023
01	Full-time, first-time degree/certificate-seeking undergraduate students paying the lower of in-state or in-district tuition rate who were awarded grant or scholarship aid from the following sources: the federal government, state/local government, or the institution (This number is carried forward from Part A, Line 02)	890	838	872
Report the number of these students from Part A, Line 02 with the following living arrangements:		PRIOR REPORTED DATA Fall 2021	PRIOR REPORTED DATA Fall 2022	CURRENT REPORTED DATA Fall 2023
02	<u>On-campus</u>	837	826	855
03	<u>Off-campus (with family)</u>	17	12	17
04	<u>Off-campus (not with family)</u>	0	0	0
05	Unknown (calculated) This value is calculated using the following formula: Line 01 - (Line 02 +Line 03 +Line 04)	36	0	0
06	Report the total amount of grant or scholarship aid from the federal government, state/local government, or the institution awarded to these students. Do not include HEERF grants.	Award period 2021-22	Award period 2022-23	Award period 2023-24
		9,530,347	9,504,997	10,433,251
07	Average grant or scholarship aid from the federal government, state/local government, or the institution awarded to full-time, first-time degree/certificate undergraduate students (calculated value). This value is calculated using the following formula: Line 06/Line 01	10,708	11,342	11,965

You may use the box below to provide additional context for the data you have reported above. Context notes will be posted on the College Navigator website. Therefore, you should write all context notes using proper grammar (e.g., complete sentences with punctuation) and common language that can be easily understood by students and parents (e.g., spell out acronyms).

Section 2 - Financial Aid Data: Part D - full-time, first-time degree/certificate-seeking undergraduate students Awarded Title IV Aid

Full-time, first-time degree/certificate-seeking undergraduate students paying the lower of in-state or in-district tuition rate awarded any Title IV federal student aid.

Reporting Reminders:


- The information you report in this part will be used in Section 3 to calculate an institutional average net price (ANP) by income level.
- Do not include students who received HEERF grants only.
- For this part, report:
 - **Students:** Full-time, first-time degree/certificate-seeking undergraduate students enrolled Fall 2023 for the 2023-24 academic year as defined by the institution paying the lower of in-state or in-district tuition rate who were awarded any Title IV federal student aid

Information from Part A:		PRIOR REPORTED DATA Fall 2021	PRIOR REPORTED DATA Fall 2022	CURRENT REPORTED DATA Fall 2023
01	Full-time, first-time degree/certificate-seeking undergraduate students paying the lower of in-state or in-district tuition rate who were awarded any Title IV federal student aid (This number is carried forward from Part A, Line 03) Report the number of these students with the following living arrangements:	514	468	510
Report the number of these students from Part A, Line 01 with the following living arrangements:		PRIOR REPORTED DATA Fall 2021	PRIOR REPORTED DATA Fall 2022	CURRENT REPORTED DATA Fall 2023
		2021-22	2022-23	2023-24
02	On-campus	504	457	487
03	Off-campus (with family)	10	11	14
04	Off-campus (not with family)	0	0	0
05	Unknown (calculated) This value is calculated using the formula: [Line 01 - (Line 02 +Line 03 + Line 04)]	0	0	9

Full-Time, First-Time Degree/Certificate Undergraduates Awarded Title IV Aid				
	Number of students awarded any Title IV aid	Of those in Column 1, the number awarded any grant or scholarship aid from the following sources: the federal government, state/local government, or the institution	For those in Column 1, the total amount of grant or scholarship aid awarded from the following sources: the federal government, state/local government, or the institution	Average amount of federal, state/local, and institutional grant or scholarship aid awarded to students in Column 1
2021-22				
Income level	Col. 1	Col. 2	Col. 3	Col. 4
01	\$0-30,000	81	81	1,263,639
02	\$30,001-48,000	71	71	1,054,578
03	\$48,001-75,000	89	86	1,071,991
04	\$75,001-110,000	86	81	723,812
05	\$110,001 and more	187	175	1,507,562
06	Total all income levels	514	494	5,621,582

	Number of students awarded any Title IV aid	Of those in Column 1, the number awarded any grant or scholarship aid from the following sources: the federal government, state/local government, or the institution	For those in Column 1, the total amount of grant or scholarship aid awarded from the following sources: the federal government, state/local government, or the institution	Average amount of federal, state/local, and institutional grant or scholarship aid awarded to students in Column 1
2022-23				
Income level	Col. 1	Col. 2	Col. 3	Col. 4
01	\$0-30,000	77	74	1,241,454
02	\$30,001-48,000	56	56	857,946
03	\$48,001-75,000	95	95	1,241,438
04	\$75,001-110,000	86	86	818,095
05	\$110,001 and more	154	152	1,400,700
06	Total all income levels	468	463	5,559,633

		Number of students awarded any Title IV aid	Of those in Column 1, the number awarded any grant or scholarship aid from the following sources: the federal government, state/local government, or the institution	For those in Column 1, the total amount of grant or scholarship aid awarded from the following sources: the federal government, state/local government, or the institution	Average amount of federal, state/local, and institutional grant or scholarship aid awarded to students in Column 1
2023-24					
Income level		Col. 1	Col. 2	Col. 3	Col. 4
01	\$0-30,000	<input type="text" value="81"/>	<input type="text" value="81"/>	<input type="text" value="1,483,846"/>	18,319
02	\$30,001-48,000	<input type="text" value="65"/>	<input type="text" value="65"/>	<input type="text" value="1,118,281"/>	17,204
03	\$48,001-75,000	<input type="text" value="72"/>	<input type="text" value="72"/>	<input type="text" value="1,144,877"/>	15,901
04	\$75,001-110,000	<input type="text" value="97"/>	<input type="text" value="97"/>	<input type="text" value="1,066,032"/>	10,990
05	\$110,001 and more	<input type="text" value="195"/>	<input type="text" value="191"/>	<input type="text" value="1,782,976"/>	9,143
06	Total all income levels	510	506	6,596,012	12,933

 You may use the box below to provide additional context for the data you have reported above. Context notes will be posted on the College Navigator website. Therefore, you should write all context notes using proper grammar (e.g., complete sentences with punctuation) and common language that can be easily understood by students and parents (e.g., spell out acronyms).

Institution: Missouri University of Science and Technology (178411)

User ID: 29C0011

Section 3 - Average Net Price: Part A - Net Price for full-time, first-time degree/certificate-seeking undergraduate students Awarded Grant & Scholarship Aid

Part A – Average net price calculation for full-time, first-time degree/certificate-seeking undergraduate students paying the lower of in-state or in-district tuition rate awarded grant or scholarship aid from the federal government, state/local government, or the institution

Note:

- The following average net price (ANP) values are calculated by the IPEDS Data Collection System and based on Cost of Attendance (COA) and selected financial aid information reported in Sections 1 and 2, respectively, of the Cost survey component. For more information about the data your institution reported in Sections 1 and 2, please contact your institution's IPEDS Keyholder.

Cost of attendance components		PRIOR REPORTED DATA	PRIOR REPORTED DATA	CURRENT REPORTED DATA
		2021-22	2022-23	2023-24
01	Tuition and required fees (lower of in-state or in-district tuition rate)	10,813	11,365	14,278
02	Books and supplies	782	832	886
Food and housing and other expenses by living arrangement				
03	On-campus	13,356	13,720	14,396
04	Off-campus (with family)	2,328	2,472	2,634
05	Off-campus (not with family)	0	0	0
Number of these students by living arrangement		PRIOR REPORTED DATA	PRIOR REPORTED DATA	CURRENT REPORTED DATA
		2021-22	2022-23	2023-24
06	On-campus	837	826	855
07	Off-campus (with family)	17	12	17
08	Off-campus (not with family)	0	0	0
09	Unknown	36	0	0
10	Weighted average for food and housing and other expenses by number of students for each living arrangement (excluding unknown values) See instructions for the formula for this calculation	13,136	13,559	14,167
11	Total cost of attendance This value is calculated using the following formula: [Line 01 + Line 02 + Line 10]	24,731	25,756	29,331
12	Average amount of grant or scholarship aid awarded to these students from the following sources: the federal government, state/local government, and the institution	10,708	11,342	11,965
13	Average institutional net price for these students This value is calculated using the following formula: [Line 11 - Line 12]	14,023	14,414	17,366

As required by the Higher Education Act of 1965, as amended, these amounts will be posted on the U.S. Department of Education's College Navigator website and used in the U.S. Department of Education's College Affordability and Transparency Lists.

You may use the box below to provide additional context for the data you have reported above. Context notes will be posted on the College Navigator website. Therefore, you should write all context notes using proper grammar (e.g., complete sentences with punctuation) and common language that can be easily understood by students and parents (e.g., spell out acronyms).

Section 3 - Average Net Price: Part B - Net Price for full-time, first-time degree/certificate-seeking undergraduate students Awarded Title IV Aid

Net Price Calculation for Full-time, first-time degree/certificate-seeking undergraduate students awarded any Title IV federal student aid.

Note:

- The following average net price (ANP) values are calculated by the IPEDS Data Collection System and based on Cost of Attendance (COA) and selected financial aid information reported in Sections 1 and 2, respectively, of the Cost survey component. For more information about the data your institution reported in Sections 1 and 2, please contact your institution's IPEDS Keyholder.

Cost of attendance of components		PRIOR REPORTED DATA	PRIOR REPORTED DATA	CURRENT REPORTED DATA
		2021-22	2022-23	2023-24
01	Tuition and required fees (lower of in-state or in-district tuition rate)	10,813	11,365	14,278
02	Books and supplies	782	832	886
Food and housing and other expenses by living arrangement				
03	On-campus	13,356	13,720	14,396
04	Off-campus (with family)	2,328	2,472	2,634
05	Off-campus (not with family)	0	0	0
Number of these students by living arrangement		PRIOR REPORTED DATA 2021-22	PRIOR REPORTED DATA 2022-23	CURRENT REPORTED DATA 2023-24
06	On-campus	504	457	487
07	Off-campus (with family)	10	11	14
08	Off-campus (not with family)	0	0	0
09	Unknown	0	0	9
10	Weighted average for food and housing and other expenses by number of students for each living arrangement (excluding unknown values) See instructions for the formula for this calculation	13,141	13,456	14,067
11	Total cost of attendance This value is calculated using the following formula: [G01+G02+G10]	24,736	25,653	29,231
12	Average amount of grant or scholarship aid awarded to these students from the following sources: the federal government, state/local government, and the institution			
13	\$0-30,000	15,600	16,123	18,319
14	\$30,001-48,000	14,853	15,320	17,204
15	\$48,001-75,000	12,045	13,068	15,901
16	\$75,001-110,000	8,416	9,513	10,990
17	\$110,001 and more	8,062	9,095	9,143
18	Total all income levels	10,937	11,880	12,933
Average institutional net price for full-time, first-time degree/certificate-seeking undergraduate students (paying the lower of in-state or in-district tuition rate) who were awarded any Title IV federal student aid by income level. This value is calculated using the following formula: [Line 11-(Line 13 through 18, respectively)]				
19	\$0-30,000	9,136	9,530	10,912
20	\$30,001-48,000	9,883	10,333	12,027
21	\$48,001-75,000	12,691	12,585	13,330
22	\$75,001-110,000	16,320	16,140	18,241
23	\$110,001 and more	16,674	16,558	20,088
24	Total all income levels	13,799	13,773	16,298

As required by the Higher Education Act of 1965, as amended, these amounts will be posted on the U.S. Department of Education's College Navigator website.

You may use the box below to provide additional context for the data you have reported above. Context notes will be posted on the College Navigator website. Therefore, you should write all context notes using proper grammar (e.g., complete sentences with punctuation) and common language that can be easily understood by students and parents (e.g., spell out acronyms).



Institution: Missouri University of Science and Technology (178411)

User ID: 29C0011

Prepared by

Prepared by

Reporting Reminders:

- The name of the preparer is being collected so that we can follow up with the appropriate person in the event that there are questions concerning the data.
- The Keyholder will be copied on all email correspondence to other preparers.
- The time it took to prepare this component is being collected so that we can continue to improve our estimate of the reporting burden associated with IPEDS.
- Please include in your estimate the time it took for you to review instructions, query and search data sources, complete and review the component, and submit the data through the Data Collection System.
- Thank you for your assistance.

This survey component was prepared by:

<input checked="" type="radio"/>	Keyholder	<input type="radio"/>	SFA Contact	<input type="radio"/>	HR Contact
<input type="radio"/>	Finance Contact	<input type="radio"/>	Academic Library Contact	<input type="radio"/>	Other
Name: <input type="text" value="Randy Sade"/>					
Email: <input type="text" value="SadeR@umsystem.edu"/>					

How many staff from your institution only were involved in the data collection and reporting process of this survey component?

Number of Staff (including yourself)

How many hours did you and others from your institution only spend on each of the steps below when responding to this survey component?
 Exclude the hours spent collecting data for state and other reporting purposes.

Staff member	Collecting Data Needed	Revising Data to Match IPEDS Requirements	Entering Data	Revising and Locking Data
Your office	<input type="text" value="3.00"/> hours	<input type="text" value="0.00"/> hours	<input type="text" value="0.50"/> hours	<input type="text" value="1.00"/> hours
Other offices	<input type="text" value="9.00"/> hours	<input type="text" value="0.00"/> hours	<input type="text" value="1.00"/> hours	<input type="text" value="0.00"/> hours

Summary

Cost I Component Summary

The purpose of this summary is to provide you an opportunity to view some of the data that, when accepted through the IPEDS quality control process, will appear on the [College Navigator](#) website and/or your institution's Data Feedback Report (DFR). In addition, all data reported in IPEDS survey components become publicly available through the [IPEDS Use the Data](#) and appear as aggregated statistics in various Department of Education reports. [College Navigator](#) is updated approximately three months after the data collection period closes and DFRs will be available through the [IPEDS Use the Data](#) and sent to your institution's CEO at the end of 2025.

Please review your data for accuracy. If you have questions about the data displayed below or after reviewing the data reported on the survey screens, please contact the IPEDS Help Desk at: 1-877-225-2568 or ipedshelp@rti.org.

GENERAL INFORMATION	
Reporter Type	Academic
Calendar System	Semester
Award Levels Offered	Postsecondary awards, certificates, or diplomas of 300-899 clock hours... Bachelor's degree Postbaccalaureate certificate Master's degree Doctor's degree - research/scholarship Full-time Undergraduate
Levels of Enrollment Offered	Full-time First-time, degree/certificate-seeking Undergraduate Full-time Graduate (not including doctor's professional) Part-time Undergraduate Part-time First-time, degree/certificate-seeking Undergraduate Part-time Graduate (not including doctor's professional)
System	University of Missouri System

PRICING INFORMATION					
Alternative Tuition Plans		Tuition payment plan			
Promise program		Yes			
Full-time Undergraduate Tuition and Fees					
	Average full-time undergraduate student tuition and fees for academic year 2024-25	Tuition		Fees	
	In-state	13,656		1,328	
	Out-of-state	31,920		1,328	
Full-time Graduate Tuition and Fees					
	Average full-time graduate student tuition and fees for academic year 2024-25	Tuition		Fees	
	In-state	13,608		1,336	
	Out-of-state	24,720		1,336	
First-time, Full-time Undergraduate Cost of Attendance					
	Estimated expenses for academic year	2021-22	2022-23	2023-24	2024-25
	In-state tuition and fees	10,813	11,365	14,278	14,984
	Out-of-state tuition and fees	29,097	29,809	31,678	33,248
	Books and supplies	782	832	886	488
	On-campus food and housing	11,028	11,248	11,762	12,862
	On-campus other expenses	2,328	2,472	2,634	2,342
	Off-campus food and housing				
	Off-campus other expenses				
	Off-campus with family food and housing				4,276
	Off-campus with family other expenses	2,328	2,472	2,634	2,342

Average Net Price				
		2021-22	2022-23	2023-24
Average institutional net price for Full-time, first-time degree/certificate-seeking undergraduate students paying the lower of in-state or in-district tuition rate for public institutions who were awarded grant or scholarship aid from the federal government, state/local government, or the institution		14,023	14,414	17,366

Average institutional net price for full-time, first-time degree/certificate-seeking undergraduate students paying the lower of in-state or in-district tuition rate for public institutions who were awarded any Title IV federal student aid by income level.				
	\$0-30,000	9,136	9,530	10,912
	\$30,001-48,000	9,883	10,333	12,027
	\$48,001-75,000	12,691	12,585	13,330
	\$75,001-110,000	16,320	16,140	18,241
	\$110,001 and more	16,674	16,558	20,088
	Total all income levels	13,799	13,773	16,298

Edit Report

Cost II

Source	Description	Severity	Resolved	Options
Screen: Section 1 - Student Charges: Part B - Cost of attendance for full-time, first-time undergraduate students				
Screen Entry	The amount entered for other expenses is expected to be greater than or equal to 500. Please correct your data or contact the IPEDS Help Desk for assistance. (Error #11211)	Fatal	Yes	
Reason	Overridden by administrator. Consistent with PY. Institution only allows students to live off campus with family. SSR			
Screen Entry	The amount entered for food and housing is expected to be greater than 2000. Please correct your data or contact the IPEDS Help Desk for assistance. (Error #11209)	Fatal	Yes	
Reason	Overridden by administrator. Consistent with PY. Institution only allows students to live off campus with family. SSR			
Screen Entry	The amount entered for other expenses is expected to be greater than or equal to 500. Please correct your data or explain. (Error #11255) This edit and explanation were retained from the prior year (for reference) and do not need to be re-explained in the current year edit report.	Explanation	Yes	
Reason	Overridden by administrator. Consistent with PY. Institution only allows students to live off campus with family. TMB			
Screen Entry	The amount entered for other expenses is expected to be greater than or equal to 500. Please correct your data or explain. (Error #11255) This edit and explanation were retained from the prior year (for reference) and do not need to be re-explained in the current year edit report.	Explanation	Yes	
Reason	Overridden by administrator. Consistent with PY. Institution only allows students to live off campus with family. TMB			
Screen Entry	This value is expected to be within 25% of the prior year amount. Please correct your data or explain. (Error #11109)	Explanation	Yes	
Reason	Number is based off of a student survey and the campus and the campus bookstore has tried to reduce the cost of books.			
Screen Entry	The amount entered for food and housing is expected to be greater than 2000. Please correct your data or explain. (Error #11254) This edit and explanation were retained from the prior year (for reference) and do not need to be re-explained in the current year edit report.	Explanation	Yes	
Reason	Overridden by administrator. Consistent with PY. Institution only allows students to live off campus with family. TMB			
Screen Entry	The amount entered for food and housing is expected to be greater than 2000. Please correct your data or explain. (Error #11254) This edit and explanation were retained from the prior year (for reference) and do not need to be re-explained in the current year edit report.	Explanation	Yes	
Reason	Overridden by administrator. Consistent with PY. Institution only allows students to live off campus with family. TMB			
Screen Entry	The amount entered for food and housing is expected to be greater than 2000. Please correct your data or explain. (Error #11254) This edit and explanation were retained from the prior year (for reference) and do not need to be re-explained in the current year edit report.	Explanation	Yes	
Reason	Overridden by administrator. Consistent with PY. Institution only allows students to live off campus with family. RK			
Screen Entry	The amount entered for other expenses is expected to be greater than or equal to 500. Please correct your data or explain. (Error #11255) This edit and explanation were retained from the prior year (for reference) and do not need to be re-explained in the current year edit report.	Explanation	Yes	
Reason	Overridden by administrator. Consistent with PY. Institution only allows students to live off campus with family. RK			
Screen Entry	This value is expected to be within 20% of the prior year amount. Please correct your data or explain. (Error #11110) This edit and explanation were retained from the prior year (for reference) and do not need to be re-explained in the current year edit report.	Explanation	Yes	
Reason	Increase in tuition is due to implementation of tuition differential policy based on degree program type. Besides base tuition, tuition charge now includes various individual course fees that were not allowed to be reported to IPEDS. Also, tuition now includes an Information Technology fee which was previously reported as Required fees.			
Screen Entry	This value is expected to be within 20% of the prior year amount. Please correct your data or explain. (Error #11110) This edit and explanation were retained from the prior year (for reference) and do not need to be re-explained in the current year edit report.	Explanation	Yes	

Reason	Increase in tuition is due to implementation of tuition differential policy based on degree program type. Besides base tuition, tuition charge now includes various individual course fees that were not allowed to be reported to IPEDS. Also, tuition now includes an Information Technology fee which was previously reported as Required fees.			
Screen Entry	This value is expected to be within 20% of the prior year amount. Please correct your data or explain. (Error #11110) This edit and explanation were retained from the prior year (for reference) and do not need to be re-explained in the current year edit report.	Explanation	Yes	
Reason	Increase in tuition & fees is due to implementation of tuition differential policy based on degree program type. Besides base tuition, tuition charge now includes various individual course fees that were not allowed to be reported to IPEDS.			
Screen Entry	This value is expected to be within 20% of the prior year amount. Please correct your data or explain. (Error #11110) This edit and explanation were retained from the prior year (for reference) and do not need to be re-explained in the current year edit report.	Explanation	Yes	
Reason	Increase in tuition & fees is due to implementation of tuition differential policy based on degree program type. Besides base tuition, tuition charge now includes various individual course fees that were not allowed to be reported to IPEDS.			
Screen Entry	The food and housing for students living off-campus (with family) should be lower than food and housing for students living on campus and/or living off campus without family. Please correct your data or provide an explanation. (Error #11563)	Explanation	Yes	
Reason	Error is showing up for higher off-campus (with family) food & housing due to off-campus (not with family) food & housing being blank.			
Screen Entry	For students living Off-Campus (with family), any charges reported for food and housing are expected to be small, as it is assumed that students living at home with parents will be responsible for minimal food and housing costs. Please review your student financial aid budget(s), and if this amount is determined to be correct, please provide an explanation for the value reported. Otherwise, please revise your data. (Error #11564)	Explanation	Yes	
Reason	Number is based off of a student survey of food & housing and other costs.			